

Statistics Trends

RIAJ YEARBOOK

2022

The Recording Industry in Japan 2022



CONTENTS

| | |
|--|----|
| Overview of Production of Recordings and Digital Music Sales in 2021 | 1 |
| Statistics for Recorded Music | 4 |
| Detailed Breakdown of Recorded Music Production in 2021 | 4 |
| Total Recorded Music - Production on Unit and Value Basis | 5 |
| Total Audio Recordings - Production on Unit and Value Basis | 5 |
| Total CDs - Production on Unit and Value Basis | 5 |
| CD Singles - Production on Unit and Value Basis | 6 |
| 5" CD Albums - Production on Unit and Value Basis | 6 |
| Music Videos - Production on Unit and Value Basis | 6 |
| Recorded Music - Production on Unit and Value Basis | 7 |
| Statistics for Digital Music | 10 |
| Detailed Breakdown of Digital Music Sales in 2021 | 10 |
| Composition of Digital Music by Format - Value Basis | 10 |
| Digital Music - Sales on Unit and Value Basis | 11 |
| Downloads - Sales on Unit and Value Basis | 12 |
| Streams - Sales on Value Basis | 12 |
| Digital Music Sales - Unit and Value Basis | 13 |
| Statistics for Newly Released Recordings | 14 |
| Breakdown by Genre and Format in 2021 | 14 |
| Composition by Genre (Domestic / International) | 14 |
| Composition by Format | 14 |
| Newly Released Audio Recordings (2012-2021) | 15 |
| Newly Released Audio Recordings by Format (1957-2021) | 15 |
| Statistics for Catalogue Listings | 17 |
| Breakdown by Genre and Format in 2021 | 17 |
| Composition by Genre (Domestic / International) | 17 |
| Composition by Format | 17 |
| Audio Recording Catalogue Listings (2012-2021) | 18 |
| Audio Recording Catalogue Listings by Format (1971-2021) | 18 |
| Related Data | 20 |
| 36th Japan Gold Disc Award 2022 | 20 |
| 1st - 35th Artists of the Year | 22 |
| Certified Million-award Titles in 2021 | 24 |
| Certified Diamond / Platinum-award Titles in 2021 | 24 |
| Number of Certified Titles | 27 |
| Number of Domestic Debut Artists | 27 |
| Number of Record Rental Shops | 28 |
| Amount Collected for Sound Recordings and Others | 28 |
| RIAJ Member Companies | 29 |
| (in chronological order as of the date of joining RIAJ or Company foundation) | |

- N.B.** 1.The current year's statistics are compiled results of the member companies of RIAJ. The figures also include OEM sales by RIAJ members for non-RIAJ members.
2.Figures are rounded, hence the possible difference between breakdown and total.
3.The categories of digital music sales have been changed since 2017.

Overview of Production of Recordings and Digital Music Sales in 2021

In 2021, the effects of the coronavirus pandemic continued, and the production value and volume remained almost unchanged from the previous year. The total production value of recorded music (audio and music videos) remained the same as the previous year at 193.6 billion yen, while unit production posted a year-on-year increase of 3% to 151.03 million units. On the other hand, sales of digital music increased 14% from the previous year to 89.5 billion yen, marking the eighth consecutive year-on-year increase. As a result, the production value of recorded music and digital music sales increased by 4% to 283.2 billion yen for the first time in three years. The proportion of digital music sales exceeded 30% of the total market for the first time since calculations began in 2005.

Audio Recordings

In terms of audio recordings, unit production remained the same from the previous year at 159.9 million units, and value declined 1% to 128 billion yen. Specifically, unit production of CD albums remained the same at 71.11 million units, and value declined 2% to 94.2 billion yen. CD single unit production decreased by 1% to 32.44 million units and value declined 5% to 29 billion yen. Vinyl discs saw a significant increase with unit production of vinyl discs up by 74% to 1.91 million units, and value increased 84% to 3.9 billion yen, with unit production exceeding 1 million units for the fifth consecutive year, and value exceeding 3 billion yen for the first time since 1999 (3.6 billion yen).

Music Videos

Production of music videos and value both increased, with unit production posting 11% year-on-year increase to 45.04 million units, and value increased to 65.6 billion yen, up by 2% on the previous year. Specifically, unit production of music DVDs remained the same at 26.94 million units and value decreased 1% to 30.1 billion yen. On the other hand, unit production and value of music Blu-ray Discs increased 32% to 18.1 million units and 5% to 35.5 billion yen respectively, the first time to exceed 18 million units since calculations began in 2007, and the second consecutive year-on-year increase.

Digital Music

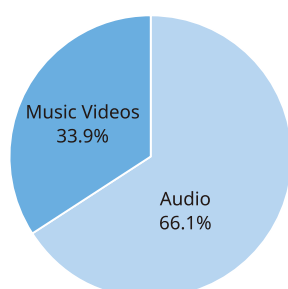
Digital music sales increased 14% to 89.5 billion yen on a value basis, marking the first time to exceed 80 billion yen since 2010 (86 billion yen) and the fourth consecutive double-digit growth and eighth consecutive year-on-year increase. Specifically, download sales on both unit and value basis declined 19% to 60.53 million downloads and 21% to 14.1 billion yen, respectively. On the other hand, sales of streams increased 26% year-on-year to 74.4 billion yen and for the first time ever, achieved an 80% share of the overall digital music market by value category.

(Thousands of units/Billions of yen)

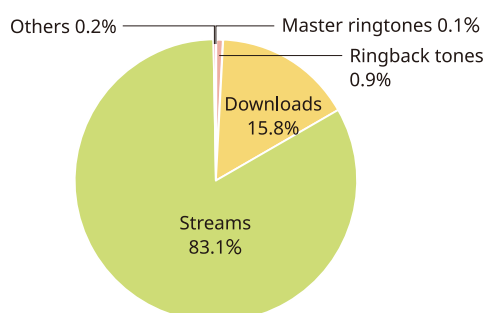
| | Units | vs. prev. yr | Value | vs. prev. yr |
|--|---------|--------------|-------|--------------|
| Audio | 105,994 | 100% | 128.0 | 99% |
| Music Videos | 45,038 | 111% | 65.6 | 102% |
| Recorded Music (Total of Audio/Music Videos) | 151,032 | 103% | 193.6 | 100% |
| Digital Music | 72,826 | 80% | 89.5 | 114% |
| Total of Recorded Music and Digital Music | — | — | 283.2 | 104% |

Composition of Recorded Music and Digital Music — Value Basis

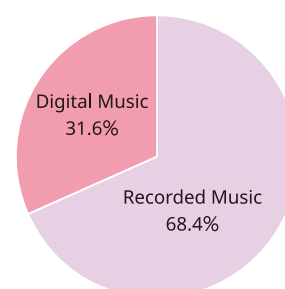
■ Composition of Recorded Music by Format in 2021 — Value Basis



■ Composition of Digital Music by Format in 2021 — Value Basis



■ Composition of Recorded Music and Digital Music in 2021 — Value Basis



Overview of Production of Recordings and Digital Music Sales in 2021

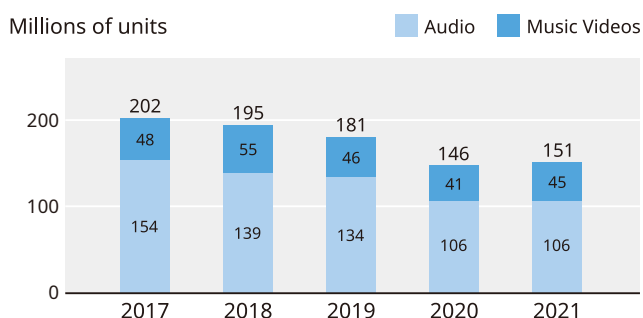
■ Production of Recorded Music in 2021

(Thousands of units/Millions of yen)

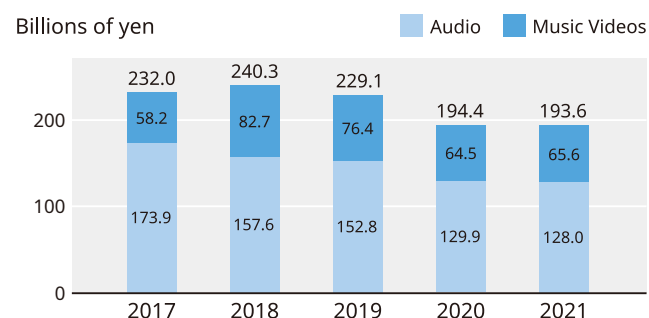
| Item | | Units | Share | vs. prev. yr | Value | Share | vs. prev. yr |
|---|------------------|---------|-------|--------------|---------|-------|--------------|
| Audio | CDs | 103,552 | 69 | 100% | 123,255 | 64 | 97% |
| | Vinyl Discs | 1,907 | 1 | 174% | 3,900 | 2 | 184% |
| | Cassettes | 141 | 0 | 48% | 137 | 0 | 65% |
| | Others | 395 | 0 | 113% | 700 | 0 | 115% |
| | Total | 105,994 | 70 | 100% | 127,992 | 66 | 99% |
| Music Videos | DVDs | 26,936 | 18 | 100% | 30,128 | 16 | 99% |
| | Blu-ray Discs | 18,102 | 12 | 132% | 35,518 | 18 | 105% |
| | Tapes and Others | 0 | 0 | — | 0 | 0 | — |
| | Total | 45,038 | 30 | 111% | 65,646 | 34 | 102% |
| Recorded Music (Total of Audio/Music Videos) | | 151,032 | 100 | 103% | 193,638 | 100 | 100% |

N.B. 1. The current year's statistics are compiled results of the member companies of RIAJ. The figures also include OEM sales by RIAJ members for non-RIAJ members.
2. Figures are rounded, hence the possible difference between breakdown and total.
3. Others in Audio: Total number of SACDs, DVDs-Audio, DVDs-Music and MDs

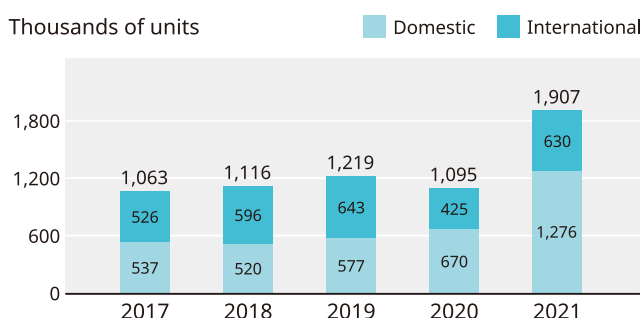
■ Recorded Music - Unit Basis



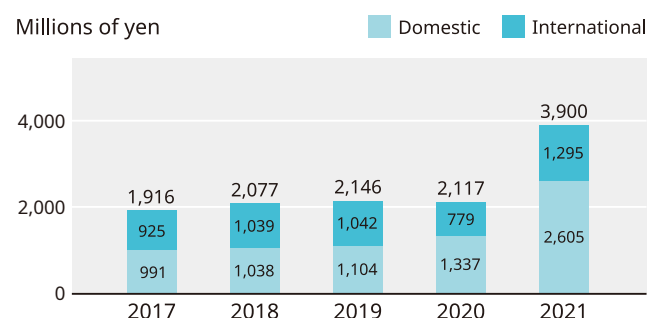
■ Recorded Music - Value Basis



■ Vinyl Discs - Unit Basis



■ Vinyl Discs - Value Basis



Digital Music Sales in 2021

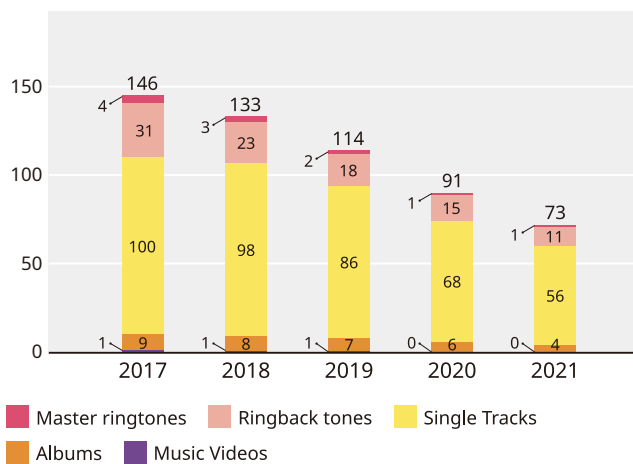
(Thousands of units/Millions of yen)

| | Units | Share | vs. prev. yr | Value | Share | vs. prev. yr |
|------------------|---------------|---------------|--------------|---------------|---------------|--------------|
| Master ringtones | 810 | 1.1% | 60% | 90 | 0.1% | 60% |
| Ringback tones | 11,491 | 15.8% | 76% | 776 | 0.9% | 76% |
| Downloads | 60,525 | 83.1% | 81% | 14,120 | 15.8% | 79% |
| Streams | — | — | — | 74,381 | 83.1% | 126% |
| Others | — | — | — | 171 | 0.2% | 68% |
| Total | 72,826 | 100.0% | 80% | 89,538 | 100.0% | 114% |

- N.B.** 1. Figures represent digital music sales revenue derived from direct, license or consignment sales by RIAJ member companies.
 2. Figures are rounded, hence the possible difference between breakdown and total.
 3. Units: Number of downloads; Value: Net income by RIAJ member companies

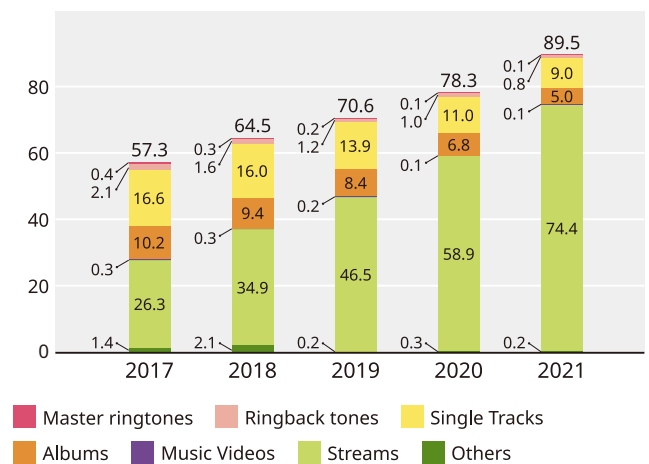
Digital Music - Unit Basis

Millions of units



Digital Music - Value Basis

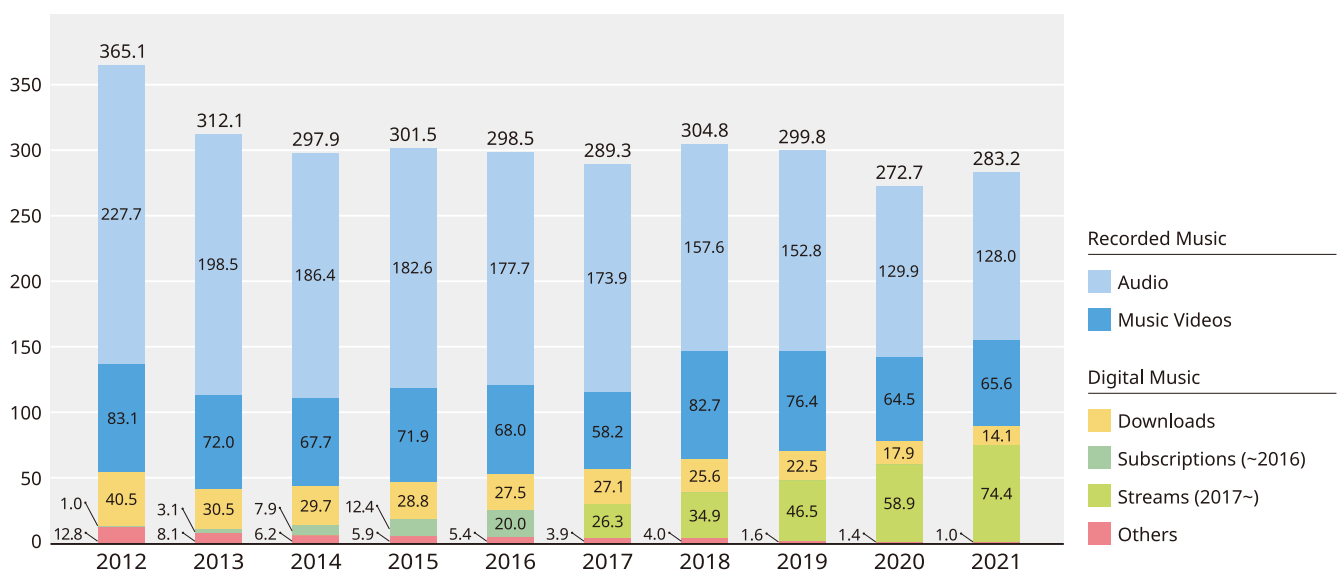
Billions of yen



- N.B.** 1. Figures for Streams are the sum of Subscriptions and Ad-Supported.

Recorded Music Production and Digital Music Sales

Billions of yen



- N.B.** 1. Recorded Music based on production, Digital Music based on sales.
 2. Others: Master Ringtones, Ringback Tones, Other Digital Music Contents(~2016), Others (2017-).
 3. The categories of Digital Music sales have been changed since 2017. Subscriptions and Other Digital Music Contents were categories until 2016.

Statistics for Recorded Music

Detailed Breakdown of Recorded Music Production in 2021

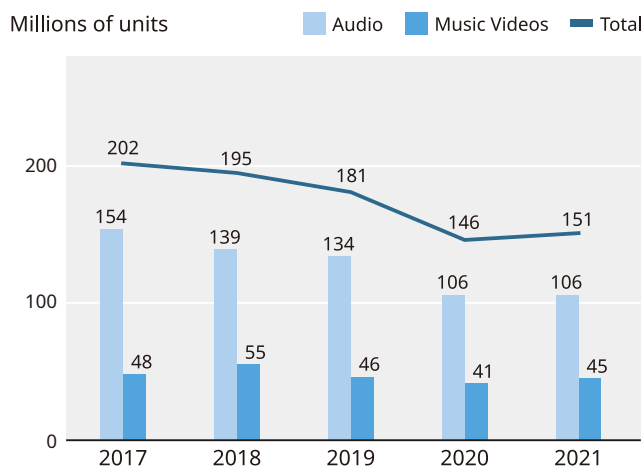
(Thousands of units/Millions of yen)

| Item | | Units | Share | vs. prev. yr | Value | Share | vs. prev. yr | |
|---|------------------|---------|---------|--------------|---------|---------|--------------|------|
| Audio | 3" CD Singles | D. | 9 | 0 | 35% | 6 | 0 | 36% |
| | | I. | 0 | 0 | 0% | 0 | 0 | 0% |
| | | T. | 9 | 0 | 34% | 6 | 0 | 35% |
| | 5" CD Singles | D. | 31,336 | 30 | 98% | 28,072 | 22 | 94% |
| | | I. | 1,094 | 1 | 147% | 945 | 1 | 153% |
| | | T. | 32,430 | 31 | 99% | 29,016 | 23 | 95% |
| | Singles Total | D. | 31,345 | 30 | 98% | 28,078 | 22 | 94% |
| | | I. | 1,094 | 1 | 147% | 945 | 1 | 153% |
| | | T. | 32,439 | 31 | 99% | 29,023 | 23 | 95% |
| | 5" CD Albums | D. | 59,168 | 56 | 97% | 82,001 | 64 | 95% |
| | | I. | 11,945 | 11 | 113% | 12,232 | 10 | 120% |
| | | T. | 71,113 | 67 | 100% | 94,233 | 74 | 98% |
| | CD Total | D. | 90,513 | 85 | 98% | 110,079 | 86 | 95% |
| | | I. | 13,039 | 12 | 116% | 13,176 | 10 | 122% |
| | | T. | 103,552 | 98 | 100% | 123,255 | 96 | 97% |
| | Vinyl Discs | D. | 1,276 | 1 | 191% | 2,605 | 2 | 195% |
| | | I. | 630 | 1 | 148% | 1,295 | 1 | 166% |
| | | T. | 1,907 | 2 | 174% | 3,900 | 3 | 184% |
| | Cassettes | D. | 135 | 0 | 48% | 130 | 0 | 65% |
| | | I. | 6 | 0 | 63% | 7 | 0 | 58% |
| | | T. | 141 | 0 | 48% | 137 | 0 | 65% |
| Others | D. | 141 | 0 | 165% | 229 | 0 | 166% | |
| | I. | 254 | 0 | 96% | 471 | 0 | 101% | |
| | T. | 395 | 0 | 113% | 700 | 1 | 115% | |
| Total | D. | 92,066 | 87 | 98% | 113,042 | 88 | 96% | |
| | I. | 13,928 | 13 | 116% | 14,950 | 12 | 124% | |
| | T. | 105,994 | 100 | 100% | 127,992 | 100 | 99% | |
| Music Videos | DVDs | D. | 26,620 | 59 | 100% | 29,756 | 45 | 100% |
| | | I. | 315 | 1 | 68% | 372 | 1 | 44% |
| | | T. | 26,936 | 60 | 100% | 30,128 | 46 | 99% |
| | Blu-ray Discs | D. | 17,633 | 39 | 134% | 34,717 | 53 | 105% |
| | | I. | 469 | 1 | 91% | 801 | 1 | 87% |
| | | T. | 18,102 | 40 | 132% | 35,518 | 54 | 105% |
| | Tapes and Others | T. | 0 | 0 | — | 0 | 0 | — |
| | Total | D. | 44,254 | 98 | 112% | 64,473 | 98 | 103% |
| | | I. | 784 | 2 | 80% | 1,173 | 2 | 66% |
| T. | | 45,038 | 100 | 111% | 65,646 | 100 | 102% | |
| Recorded Music (Total of Audio/ Music Videos) | Audio | | 105,994 | 70 | 100% | 127,992 | 66 | 99% |
| | Music Videos | | 45,038 | 30 | 111% | 65,646 | 34 | 102% |
| | Total | D. | 136,319 | 90 | 102% | 177,516 | 92 | 98% |
| | | I. | 14,712 | 10 | 113% | 16,123 | 8 | 117% |
| Videos (inc. Music Videos) | DVDs | | 42,122 | 59 | 87% | 55,248 | 41 | 95% |
| | Blu-ray Discs | | 28,945 | 41 | 127% | 78,194 | 59 | 121% |
| | Tapes and Others | | 0 | 0 | — | 0 | 0 | — |
| | Total | | 71,066 | 100 | 100% | 133,442 | 100 | 109% |
| Audio/Videos | Total of Audio | | 105,994 | 60 | 100% | 127,992 | 49 | 99% |
| | Total of Videos | | 71,066 | 40 | 100% | 133,442 | 51 | 109% |
| | Total | | 177,061 | 100 | 100% | 261,434 | 100 | 104% |

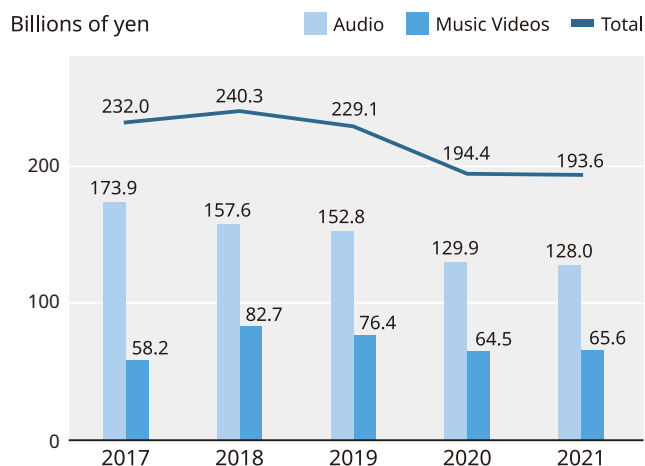
- N.B.** 1. The current year's statistics are compiled results of the member companies of RIAJ. The figures also include OEM sales by RIAJ members for non-RIAJ members.
 2. Figures are rounded, hence the possible difference between breakdown and total.
 3. Others in Audio: Total number of SACDs, DVDs-Audio, DVDs-Music and MDs

Abbreviations D. Domestic Repertoire I. International Repertoire T. Total

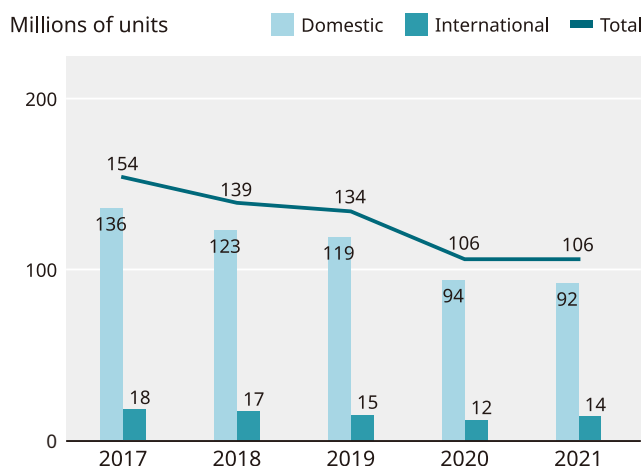
Total Recorded Music — Production on Unit Basis



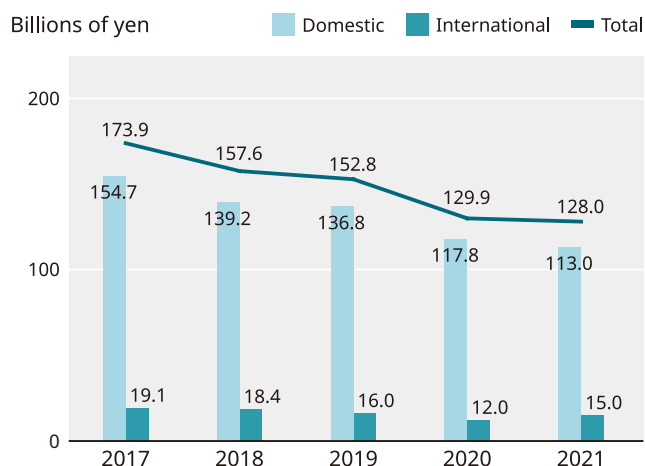
Total Recorded Music — Production on Value Basis



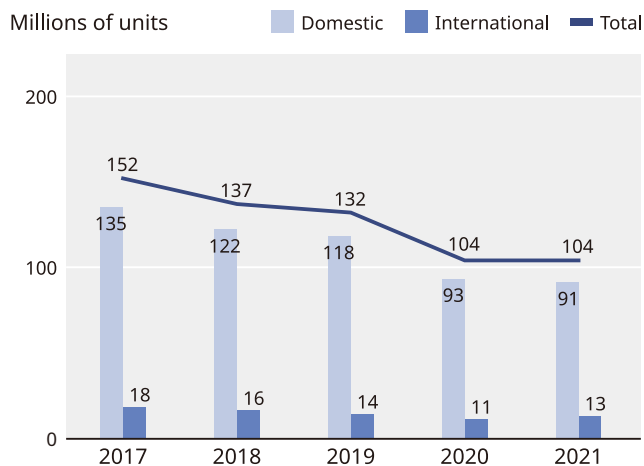
Total Audio Recordings — Production on Unit Basis



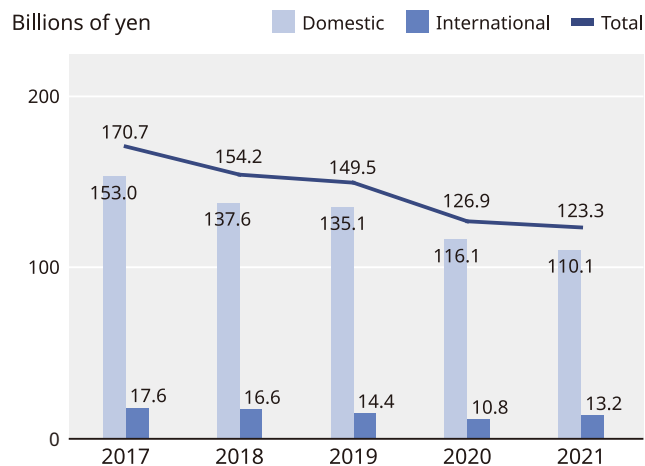
Total Audio Recordings — Production on Value Basis



Total CDs — Production on Unit Basis

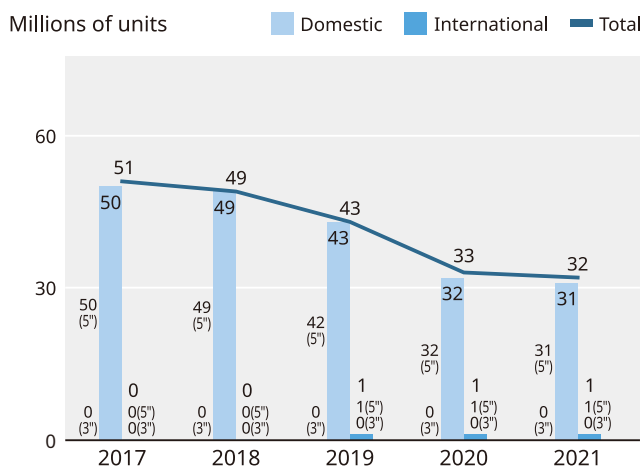


Total CDs — Production on Value Basis

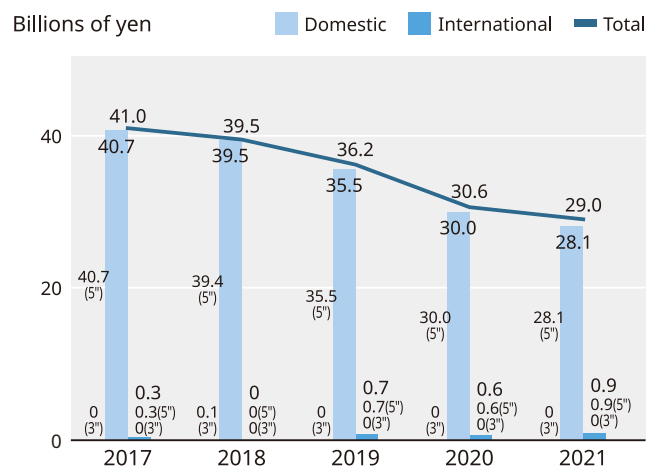


Statistics for Recorded Music

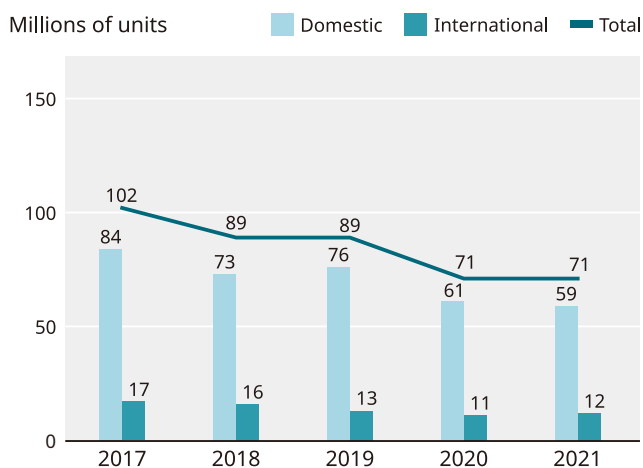
CD Singles — Production on Unit Basis



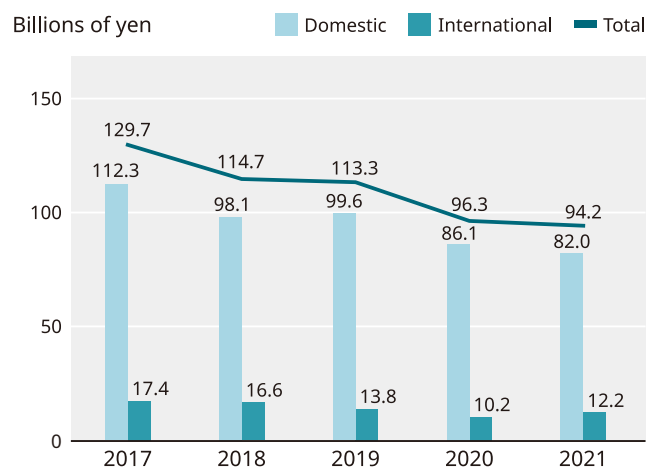
CD Singles — Production on Value Basis



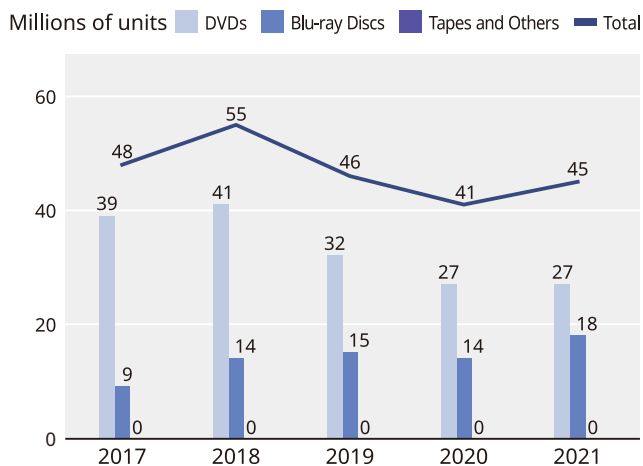
5" CD Albums — Production on Unit Basis



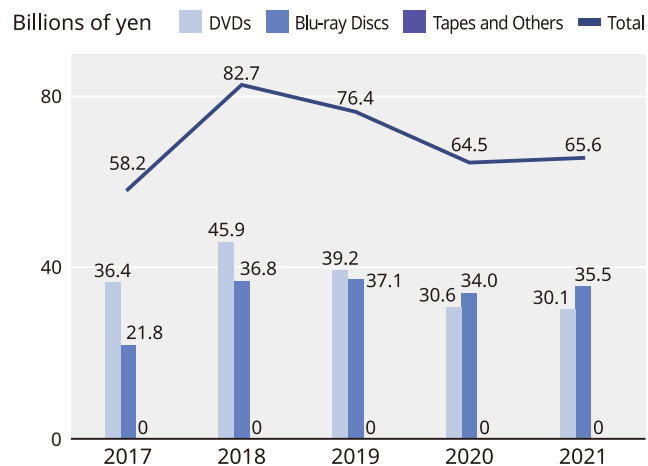
5" CD Albums — Production on Value Basis



Music Videos — Production on Unit Basis



Music Videos — Production on Value Basis



Recorded Music - Production on Unit Basis

(Thousands of units)

| | SPs | Discs | | | | | | Tapes | | | Others | Total |
|---------|---------|--------|---------|---------|-------|------------|---------|------------|-----------|------------|--------|---------|
| | | 7" | | 10"/12" | | CDs | | Cartridges | Cassettes | Open Reels | | |
| | | 33rpm | 45rpm | 33rpm | 45rpm | 3" Singles | 5" | | | | | |
| 1929 | 10,483 | | | | | | | | | | | 10,483 |
| 1930 | 14,400 | | | | | | | | | | | 14,400 |
| 1931 | 16,895 | | | | | | | | | | | 16,895 |
| 1932 | 17,016 | | | | | | | | | | | 17,016 |
| 1933 | 24,675 | | | | | | | | | | | 24,675 |
| 1934 | 25,731 | | | | | | | | | | | 25,731 |
| 1935 | 28,927 | | | | | | | | | | | 28,927 |
| 1936 | 29,638 | | | | | | | | | | | 29,638 |
| 1937 | 26,409 | | | | | | | | | | | 26,409 |
| 1938 | 19,634 | | | | | | | | | | | 19,634 |
| 1939 | 24,385 | | | | | | | | | | | 24,385 |
| 1940 | 20,928 | | | | | | | | | | | 20,928 |
| 1941 | 19,714 | | | | | | | | | | | 19,714 |
| 1942 | 17,085 | | | | | | | | | | | 17,085 |
| '43-'45 | Unknown | | | | | | | | | | | Unknown |
| 1946 | 6,420 | | | | | | | | | | | 6,420 |
| 1947 | 8,847 | | | | | | | | | | | 8,847 |
| 1948 | 11,962 | | | | | | | | | | | 11,962 |
| 1949 | 16,860 | | | | | | | | | | | 16,860 |
| 1950 | 11,828 | | | | | | | | | | | 11,828 |
| 1951 | 14,904 | | | | | | | | | | | 14,904 |
| 1952 | 17,806 | | | | | | | | | | | 17,806 |
| 1953 | 19,357 | | | | 52 | | | | | | | 19,409 |
| 1954 | 15,896 | | 455 | 209 | | | | | | | | 16,560 |
| 1955 | 12,781 | | 1,172 | 547 | | | | | | | | 14,500 |
| 1956 | 11,540 | | 2,379 | 1,019 | | | | | | | | 14,938 |
| 1957 | 9,877 | | 3,889 | 1,821 | | | | | | | | 15,587 |
| 1958 | 8,520 | | 5,417 | 3,264 | | | | | | | | 17,201 |
| 1959 | 5,536 | | 8,726 | 5,127 | | | | | | | | 19,389 |
| 1960 | 3,078 | 73 | 13,530 | 7,323 | | | | | | | | 24,004 |
| 1961 | 1,976 | 765 | 19,428 | 10,653 | | | | | | | | 32,822 |
| 1962 | 584 | 2,765 | 26,927 | 13,462 | | | | | | | | 43,738 |
| 1963 | 25 | 6,606 | 39,234 | 13,730 | | | | | | | | 59,595 |
| 1964 | | 9,012 | 50,954 | 13,847 | | | | | | | | 73,813 |
| 1965 | | 14,693 | 61,887 | 14,354 | | | | | | | | 90,934 |
| 1966 | | 15,285 | 63,063 | 16,142 | | | | | | | | 94,490 |
| 1967 | | 15,686 | 65,338 | 18,863 | 213 | | | | | | | 100,100 |
| 1968 | | 16,968 | 75,489 | 27,757 | 217 | | | 5,529 | 631 | 171 | | 126,762 |
| 1969 | | 16,712 | 78,473 | 38,332 | 55 | | | 12,394 | 1,250 | 206 | | 147,422 |
| 1970 | | 11,749 | 71,704 | 50,095 | 7 | | | 18,338 | 3,790 | 192 | | 155,875 |
| 1971 | | 10,453 | 81,414 | 58,443 | 1 | | | 14,844 | 5,837 | 279 | | 171,271 |
| 1972 | | 8,004 | 82,909 | 61,137 | 0 | | | 13,535 | 6,770 | 239 | | 172,594 |
| 1973 | | 6,997 | 86,744 | 78,520 | 0 | | | 15,606 | 10,591 | 242 | | 198,700 |
| 1974 | | 6,735 | 91,166 | 83,758 | 0 | | | 12,790 | 11,154 | 111 | | 205,714 |
| 1975 | | 6,307 | 86,399 | 84,665 | 0 | | | 12,160 | 14,090 | 44 | | 203,665 |
| 1976 | | 5,548 | 99,543 | 94,599 | 62 | | | 11,388 | 20,187 | 14 | | 231,341 |
| 1977 | | 5,896 | 85,759 | 92,189 | 219 | | | 9,055 | 25,612 | 15 | | 218,745 |
| 1978 | | 4,801 | 98,283 | 93,012 | 132 | | | 11,699 | 34,855 | 6 | | 242,788 |
| 1979 | | 4,036 | 106,302 | 88,346 | 120 | | | 15,087 | 46,220 | 2 | | 260,113 |
| 1980 | | 5,188 | 99,172 | 90,504 | 79 | | | 22,858 | 57,107 | 0 | | 274,908 |
| 1981 | | 2,756 | 84,929 | 80,383 | 466 | | | 26,152 | 60,627 | | | 255,313 |
| 1982 | | 2,451 | 76,285 | 73,022 | 158 | | | 36,489 | 61,115 | | | 249,520 |
| 1983 | | 2,569 | 76,649 | 69,049 | 469 | | | 33,113 | 64,618 | | | 246,467 |
| 1984 | | 1,149 | 69,979 | 66,708 | 1,503 | | 6,365 | 21,973 | 60,917 | | | 228,595 |
| 1985 | | 1,180 | 60,959 | 58,057 | 4,320 | | 20,638 | 13,826 | 60,694 | | | 219,673 |
| 1986 | | 1,415 | 59,152 | 42,751 | 2,732 | | 45,120 | 8,355 | 62,517 | | | 222,041 |
| 1987 | | 818 | 45,432 | 25,996 | 1,749 | | 64,992 | 5,893 | 68,925 | | | 213,804 |
| 1988 | | 564 | 26,855 | 10,935 | 1,109 | 25,557 | 89,980 | 3,415 | 76,074 | | | 234,490 |
| 1989 | | 910 | 6,770 | 2,182 | 194 | 47,094 | 143,424 | 1,666 | 72,301 | | | 274,542 |
| 1990 | | 224 | 1,382 | 703 | 23 | 61,820 | 169,129 | 672 | 56,541 | | | 290,494 |
| 1991 | | 9 | 87 | 885 | 1 | 88,776 | 210,497 | 254 | 44,579 | | | 345,087 |
| 1992 | | 14 | 17 | 982 | 1 | 110,559 | 222,671 | 47 | 38,853 | | | 373,142 |
| 1993 | | 0 | 76 | 766 | 0 | 153,795 | 227,756 | 4 | 35,333 | | | 417,730 |
| 1994 | | | | 620 | | 138,271 | 241,699 | 0 | 29,860 | | | 410,450 |
| 1995 | | | | 534 | | 164,581 | 275,369 | | 25,031 | | | 465,515 |
| 1996 | | | | 944 | | 166,294 | 282,556 | | 22,512 | | | 472,305 |
| 1997 | | | | 1,034 | | 167,827 | 289,313 | | 22,534 | | | 480,706 |
| 1998 | | | | 1,186 | | 154,260 | 302,913 | | 21,818 | | | 480,177 |
| | | | | | | | Singles | Albums | | | | |
| 1999 | | | | 2,985 | | 86,333 | 61,145 | 276,279 | | 17,608 | | 444,351 |

Statistics for Recorded Music

(Thousands of units)

| | Discs | | | | | | | Tapes | | | Others | Total | |
|------|-------|-------|-------|---------|-------|------------|---------|---------|------------|-----------|--------------|---------|------------|
| | SPs | 7" | | 10"/12" | | 3" Singles | CDs | | Cartridges | Cassettes | | | Open Reels |
| | | 33rpm | 45rpm | 33rpm | 45rpm | | 5" | | | | | | |
| | | | | | | | Singles | Albums | | | | | |
| 2000 | | | 1,914 | | | 33,124 | 104,601 | 276,327 | | 17,174 | | 433,140 | |
| 2001 | | | 1,297 | | | 9,788 | 99,605 | 259,233 | | 15,160 | Music Videos | 385,083 | |
| 2002 | | | 697 | | | 7,967 | 74,793 | 245,919 | | 12,972 | 14,909 | 358,224 | |
| 2003 | | | 580 | | | 20,815 | 67,323 | 227,129 | | 11,733 | 32,183 | 360,570 | |
| 2004 | | | 894 | | | 15,363 | 66,473 | 220,420 | | 8,999 | 34,772 | 347,451 | |
| 2005 | | | 306 | | | 1,943 | 62,745 | 237,116 | | 7,425 | 43,267 | 353,219 | |
| 2006 | | | 248 | | | 1,693 | 65,861 | 222,698 | | 6,665 | 49,137 | 346,778 | |
| 2007 | | | 324 | | | 371 | 61,324 | 198,646 | | 5,557 | 51,846 | 318,662 | |
| 2008 | | | 212 | | | 239 | 53,488 | 188,724 | | 4,586 | 55,742 | 303,490 | |
| 2009 | | | 102 | | | 155 | 44,742 | 165,162 | | 3,777 | 59,164 | 273,492 | |
| 2010 | | | 105 | | | 107 | 50,503 | 155,929 | | 2,866 | 46,475 | 256,354 | |
| 2011 | | | 210 | | | 3,152 | 59,247 | 134,164 | | 2,104 | 60,174 | 259,685 | |
| 2012 | | | 453 | | | 51 | 64,807 | 150,311 | | 1,800 | 72,632 | 290,663 | |
| 2013 | | | 268 | | | 44 | 60,556 | 128,137 | | 1,387 | 56,857 | 247,702 | |
| 2014 | | | 401 | | | 30 | 55,428 | 114,925 | | 1,071 | 53,680 | 225,989 | |
| 2015 | | | 662 | | | 38 | 55,106 | 112,696 | | 800 | 54,070 | 223,719 | |
| 2016 | | | 799 | | | 78 | 54,493 | 104,652 | | 700 | 51,794 | 212,983 | |
| 2017 | | | 1,063 | | | 42 | 50,461 | 101,791 | | 571 | 48,078 | 202,449 | |
| 2018 | | | 1,116 | | | 63 | 48,553 | 88,652 | | 441 | 55,297 | 194,631 | |
| 2019 | | | 1,219 | | | 43 | 43,318 | 88,964 | | 336 | 46,371 | 180,673 | |
| 2020 | | | 1,095 | | | 26 | 32,613 | 71,293 | | 291 | 40,669 | 146,335 | |
| 2021 | | | 1,907 | | | 9 | 32,430 | 71,113 | | 141 | 45,038 | 151,032 | |

N.B. 1. 7" and 10"/12" analog recordings were consolidated in 1994.
 2. Others: Total number of SACDs, DVDs-Audio, DVDs-Music and MDs

Recorded Music - Production on Value Basis

(Millions of yen)

| | Discs | | | | | | | | | | Tapes | | | Others | Total |
|------|-------|-------|--------|---------|-------|------------|----------------|---------------|------------|-----------|---------------------|-------|--|---------|-------|
| | SPs | 7" | | 10"/12" | | 3" Singles | CDs | | Cartridges | Cassettes | Open Reels | | | | |
| | | 33rpm | 45rpm | 33rpm | 45rpm | | 5" | | | | | | | | |
| 1952 | | | | | | | | | | | | | | 2,269 | |
| 1953 | | | | | | | | | | | | | | 3,016 | |
| 1954 | | | | | | | | | | | | | | 3,186 | |
| 1955 | | | | | | | | | | | | | | 3,018 | |
| 1956 | 2,084 | | 792 | 1,181 | | | | | | | | | | 4,058 | |
| 1957 | 1,774 | | 1,191 | 2,007 | | | | | | | | | | 4,972 | |
| 1958 | 1,496 | | 1,365 | 2,859 | | | | | | | | | | 5,719 | |
| 1959 | 962 | | 1,870 | 4,089 | | | | | | | | | | 6,921 | |
| 1960 | 516 | 21 | 2,749 | 5,685 | | | | | | | | | | 8,971 | |
| 1961 | 334 | 206 | 3,789 | 8,233 | | | | | | | | | | 12,562 | |
| 1962 | 104 | 699 | 5,275 | 11,180 | | | | | | | | | | 17,259 | |
| 1963 | 4 | 1,760 | 7,722 | 11,433 | | | | | | | | | | 20,919 | |
| 1964 | | 2,369 | 9,855 | 12,966 | | | | | | | | | | 25,190 | |
| 1965 | | 4,140 | 12,557 | 12,696 | | | | | | | | | | 29,393 | |
| 1966 | | 4,381 | 13,306 | 14,278 | | | | | | | | | | 31,965 | |
| 1967 | | 3,983 | 14,009 | 16,413 | 242 | | | | | | | | | 34,646 | |
| 1968 | | 4,988 | 19,155 | 24,821 | 281 | | | | | | | | | 49,245 | |
| 1969 | | 5,114 | 20,830 | 34,352 | 73 | | | | | | | | | 60,369 | |
| 1970 | | 3,765 | 19,578 | 42,368 | 9 | | | | | | | | | 65,720 | |
| 1971 | | 3,249 | 22,498 | 50,829 | 1 | | | | 30,434 | 4,879 | 352 | | | 112,242 | |
| 1972 | | 2,757 | 25,050 | 55,474 | 0 | | | | 26,662 | 5,628 | 303 | | | 115,876 | |
| 1973 | | 2,535 | 29,706 | 75,310 | 0 | | | | 33,475 | 10,007 | 280 | | | 151,314 | |
| 1974 | | 2,649 | 31,771 | 98,005 | 0 | | | | 28,816 | 14,542 | 177 | | | 175,960 | |
| 1975 | | 2,533 | 30,159 | 104,442 | 0 | | | | 26,674 | 20,997 | 78 | | | 184,883 | |
| 1976 | | 2,295 | 37,604 | 123,627 | 36 | | | | 21,383 | 33,402 | 35 | | | 218,381 | |
| 1977 | | 2,495 | 34,745 | 126,030 | 269 | | | | 14,334 | 44,723 | 42 | | | 222,638 | |
| 1978 | | 1,908 | 40,172 | 129,980 | 148 | | | | 12,107 | 61,371 | 18 | | | 245,704 | |
| 1979 | | 1,659 | 43,753 | 125,884 | 103 | | | | 14,191 | 76,993 | 6 | | | 262,589 | |
| 1980 | | 2,300 | 42,673 | 136,187 | 78 | | | | 21,265 | 90,341 | | | | 292,844 | |
| 1981 | | 1,191 | 39,766 | 130,652 | 798 | | | | 24,529 | 91,718 | | | | 288,654 | |
| 1982 | | 1,053 | 35,920 | 118,148 | 171 | | | | 35,152 | 90,594 | | | | 281,037 | |
| 1983 | | 1,366 | 36,724 | 114,092 | 500 | | | | 32,290 | 96,691 | | | | 281,663 | |
| 1984 | | 533 | 33,720 | 110,948 | 1,369 | | 14,439 | | 21,696 | 91,406 | | | | 274,111 | |
| 1985 | | 1,150 | 29,425 | 95,910 | 3,761 | | 47,931 | | 13,708 | 89,453 | | | | 281,337 | |
| 1986 | | 733 | 28,323 | 71,624 | 2,625 | | 97,912 | | 8,482 | 89,220 | | | | 298,920 | |
| 1987 | | 448 | 21,956 | 45,967 | 1,562 | | 139,016 | | 6,340 | 96,295 | | | | 311,584 | |
| 1988 | | 328 | 12,925 | 18,842 | 1,111 | 18,825 | 186,423 | | 3,680 | 100,812 | | | | 342,947 | |
| 1989 | | 400 | 3,107 | 3,349 | 286 | 29,756 | 257,005 | | 1,678 | 87,752 | | | | 383,332 | |
| 1990 | | 140 | 640 | 1,034 | 41 | 37,556 | 285,793 | | 693 | 61,872 | | | | 387,770 | |
| 1991 | | 5 | 38 | 1,441 | 0 | 53,967 | 345,829 | | 259 | 47,714 | | | | 449,252 | |
| 1992 | | 10 | 8 | 1,834 | 1 | 69,064 | 369,467 | | 45 | 37,819 | | | | 478,247 | |
| 1993 | | 0 | 43 | 1,479 | 0 | 97,710 | 382,754 | | 4 | 31,689 | | | | 513,679 | |
| 1994 | | | 1,081 | | | 88,371 | 403,870 | | | 25,924 | | | | 519,246 | |
| 1995 | | | 881 | | | 100,565 | 450,604 | | | 21,982 | | | | 574,031 | |
| 1996 | | | 1,312 | | | 104,418 | 458,164 | | | 19,969 | | | | 583,862 | |
| 1997 | | | 1,369 | | | 103,891 | 463,187 | | | 19,573 | | | | 588,019 | |
| 1998 | | | 1,484 | | | 95,478 | 492,400 | | | 18,132 | | | | 607,494 | |
| | | | | | | | Singles | Albums | | | | | | | |
| 1999 | | | 3,575 | | | 54,077 | 46,850 | 450,369 | | 14,680 | | | | 569,551 | |
| 2000 | | | 2,069 | | | 15,046 | 82,393 | 426,440 | | 13,868 | | | | 539,816 | |
| 2001 | | | 1,351 | | | 3,885 | 76,432 | 409,261 | | 12,132 | Music Videos | | | 503,061 | |
| 2002 | | | 782 | | | 3,861 | 56,677 | 371,268 | | 10,542 | 37,683 | 642 | | 481,454 | |
| 2003 | | | 676 | | | 3,128 | 51,310 | 333,550 | | 9,867 | 56,489 | 1,159 | | 456,179 | |
| 2004 | | | 520 | | | 1,393 | 50,591 | 316,627 | | 7,437 | 53,900 | 802 | | 431,269 | |
| 2005 | | | 406 | | | 424 | 48,431 | 310,945 | | 6,322 | 54,973 | 710 | | 422,210 | |
| 2006 | | | 337 | | | 383 | 50,464 | 293,671 | | 5,613 | 56,844 | 1,096 | | 408,408 | |
| 2007 | | | 563 | | | 156 | 46,788 | 280,230 | | 4,506 | 57,823 | 1,046 | | 391,113 | |
| 2008 | | | 352 | | | 107 | 39,837 | 251,321 | | 3,740 | 65,626 | 791 | | 361,775 | |
| 2009 | | | 190 | | | 58 | 33,999 | 211,914 | | 2,943 | 66,883 | 527 | | 316,515 | |
| 2010 | | | 170 | | | 40 | 37,239 | 184,755 | | 2,300 | 58,614 | 495 | | 283,612 | |
| 2011 | | | 336 | | | 225 | 43,015 | 165,260 | | 1,727 | 70,197 | 1,090 | | 281,850 | |
| 2012 | | | 673 | | | 39 | 44,358 | 180,234 | | 1,461 | 83,106 | 957 | | 310,828 | |
| 2013 | | | 408 | | | 22 | 42,947 | 153,217 | | 1,144 | 72,008 | 723 | | 270,468 | |
| 2014 | | | 678 | | | 19 | 41,766 | 142,303 | | 905 | 67,733 | 771 | | 254,176 | |
| 2015 | | | 1,175 | | | 23 | 41,665 | 138,422 | | 695 | 71,883 | 586 | | 254,449 | |
| 2016 | | | 1,455 | | | 52 | 42,835 | 131,986 | | 614 | 67,950 | 765 | | 245,657 | |
| 2017 | | | 1,916 | | | 27 | 40,970 | 129,657 | | 482 | 58,195 | 803 | | 232,048 | |
| 2018 | | | 2,077 | | | 98 | 39,411 | 114,690 | | 382 | 82,726 | 952 | | 240,337 | |
| 2019 | | | 2,146 | | | 30 | 36,210 | 113,308 | | 318 | 76,357 | 761 | | 229,129 | |
| 2020 | | | 2,117 | | | 18 | 30,622 | 96,298 | | 210 | 64,529 | 607 | | 194,400 | |
| 2021 | | | 3,900 | | | 6 | 29,016 | 94,233 | | 137 | 65,646 | 700 | | 193,638 | |

- N.B.** 1. Producers' sales prices including tax from 1969 and prices excluding consumption tax from 1989
2. 7" and 10"/12" analog recordings were consolidated in 1994.
3. Others: Total number of SACDs, DVDs-Audio, DVDs-Music and MDs

Statistics for Digital Music

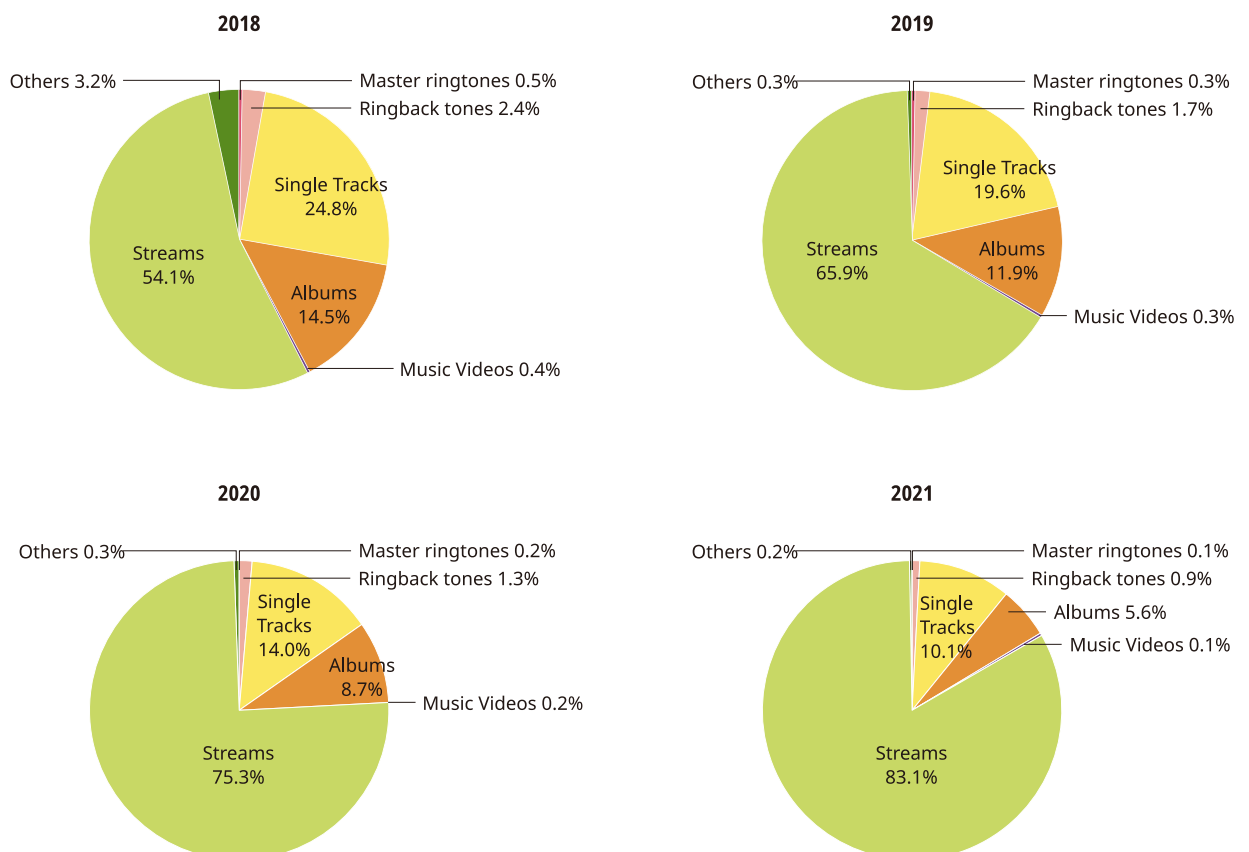
Detailed Breakdown of Digital Music Sales in 2021

(Thousands of units/Millions of yen)

| | | Format | Units | vs. prev. yr | Value | vs. prev. yr |
|------------------------|---------------------------|-----------------|---------------|--------------|---------------|--------------|
| Master ringtones | | | 810 | 60% | 90 | 60% |
| Ringback tones | | | 11,491 | 76% | 776 | 76% |
| Downloads | Single Tracks | PC / Smartphone | 55,639 | 82% | 8,975 | 82% |
| | | Feature Phone | 178 | 64% | 38 | 61% |
| | | Total | 55,818 | 82% | 9,013 | 82% |
| | Albums | PC / Smartphone | 4,350 | 74% | 4,996 | 74% |
| | | Feature Phone | 0 | 0% | 0 | 0% |
| | | Total | 4,350 | 74% | 4,996 | 74% |
| | Music Videos | PC / Smartphone | 355 | 82% | 110 | 81% |
| | | Feature Phone | 3 | 50% | 1 | 50% |
| | | Total | 357 | 82% | 110 | 80% |
| Total Downloads | | | 60,525 | 81% | 14,120 | 79% |
| Streams | Subscription Audio | | — | — | 63,794 | 126% |
| | Subscription Music Videos | | — | — | 2,890 | 150% |
| | Ad-Supported Audio | | — | — | 2,612 | 108% |
| | Ad-Supported Music Videos | | — | — | 5,085 | 131% |
| | Total Streams | | — | — | 74,381 | 126% |
| Others | | | — | — | 171 | 68% |
| Total | | | 72,826 | 80% | 89,538 | 114% |

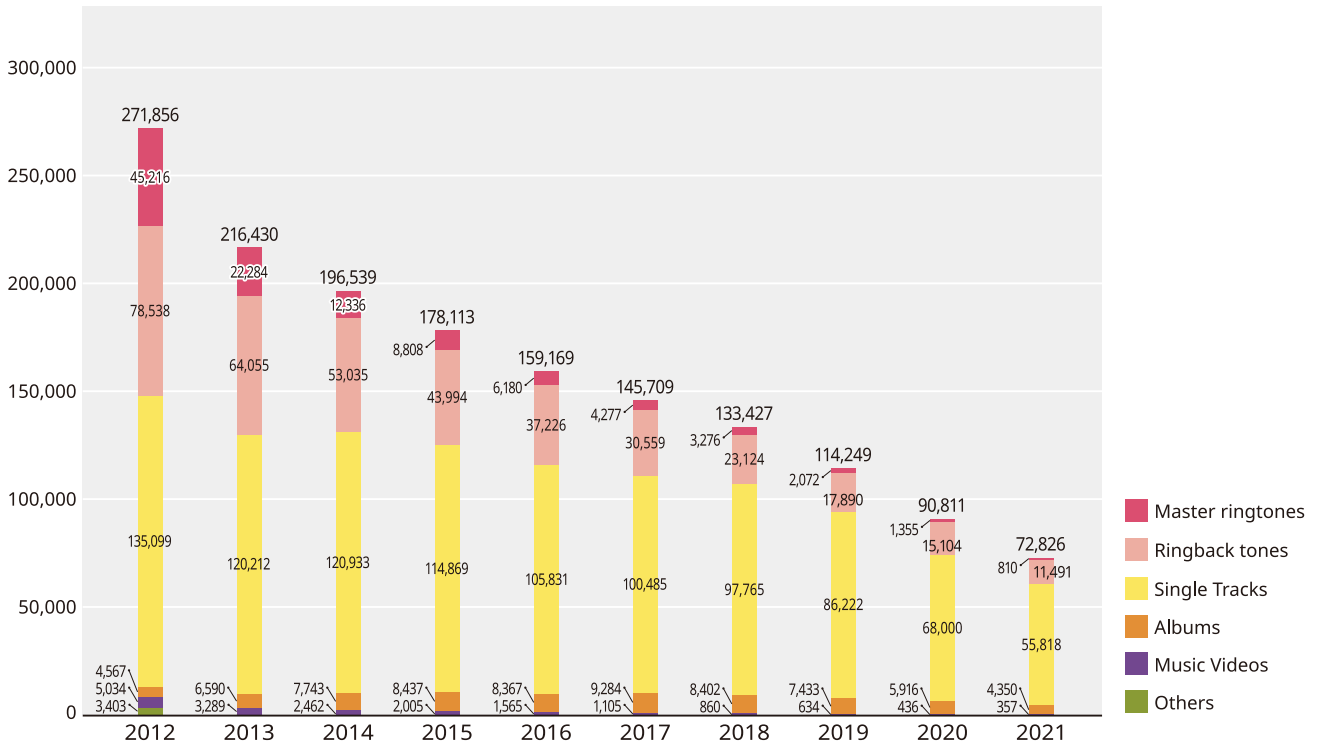
N.B. 1. Figures represent digital music sales revenue derived from direct, license or consignment sales by RIAJ member companies.
2. Units: Number of downloads; Value: Net income by RIAJ member companies

Composition of Digital Music by Format - Value Basis



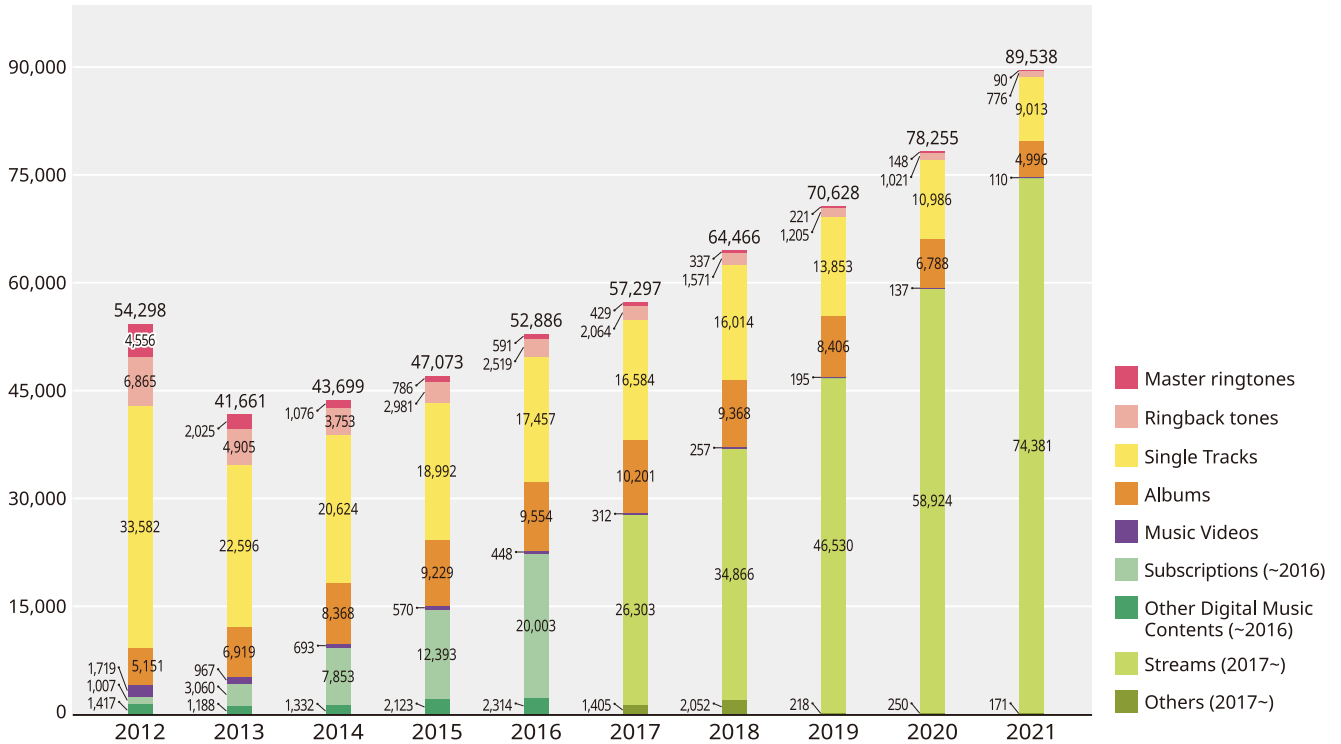
Digital Music - Sales on Unit Basis

Thousands of units



Digital Music - Sales on Value Basis

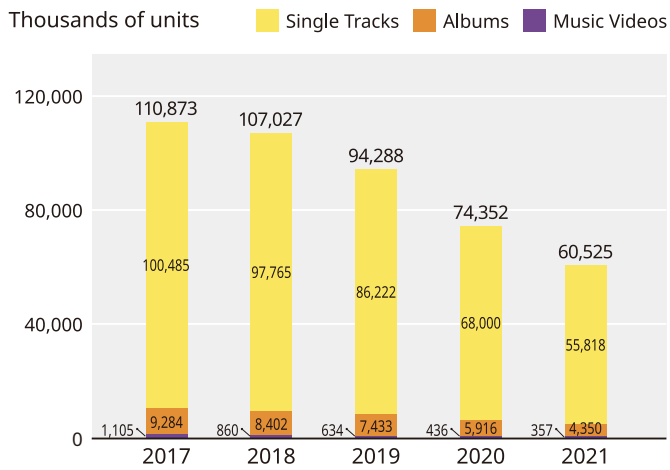
Millions of yen



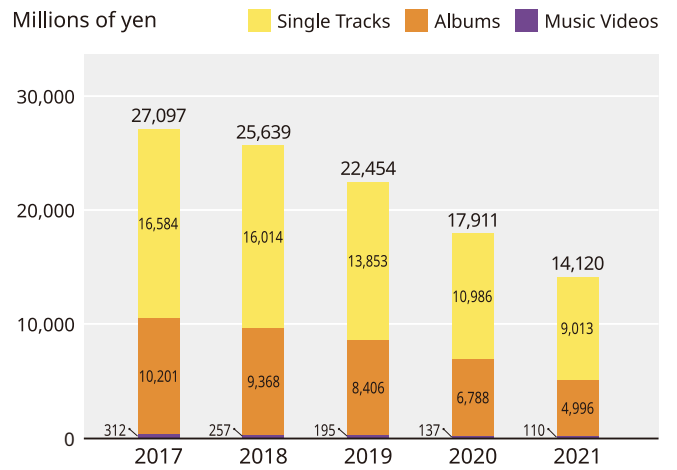
N.B. 1. The categories of digital music sales have been changed since 2017. Subscriptions and Other Digital Music Contents were categories until 2016.
2. Figures for Streams are the sum of Subscriptions and Ad-Supported.

Statistics for Digital Music

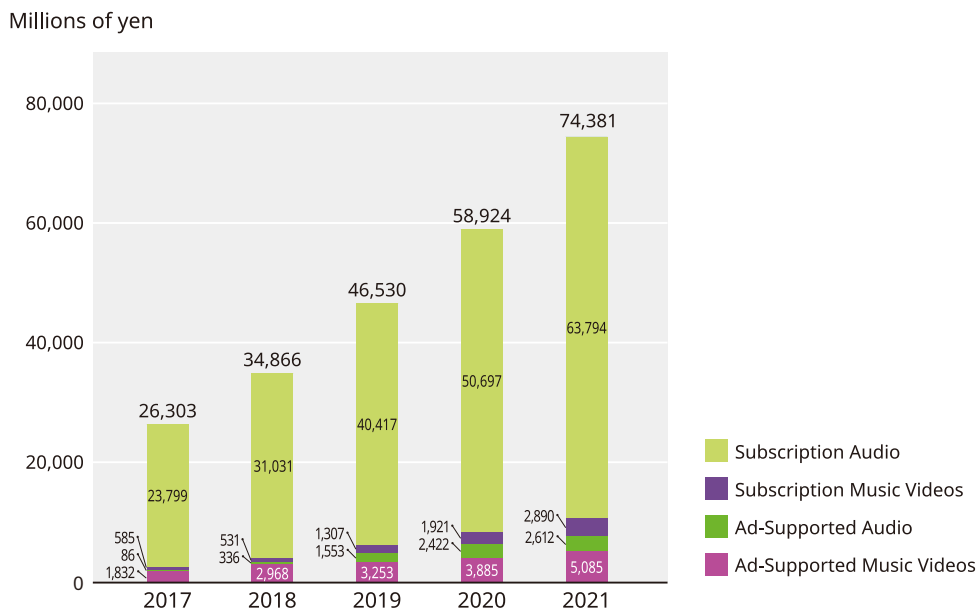
Downloads - Sales on Unit Basis



Downloads - Sales on Value Basis



Streams - Sales on Value Basis



Digital Music Sales - Unit and Value Basis

(Thousands of units/Millions of yen)

| | | Master ringtones | Ringback tones | Single Tracks | | Albums | Music Videos | | Subscriptions | | | | Others | Total |
|------|-------|------------------|----------------|-----------------|---------------|--------|-----------------|---------------|-----------------|--------------|---------------|------------------------------|---------|---------|
| | | | | PC / Smartphone | Feature Phone | | PC / Smartphone | Feature Phone | PC / Smartphone | | Feature Phone | Other Digital Music Contents | | |
| | | | | | | | | | Audio | Music Videos | | | | |
| 2005 | Units | 196,244 | 23,418 | 9,001 | 22,650 | 366 | — | — | — | — | — | 16,222 | 267,901 | |
| | Value | 20,769 | 1,234 | 1,383 | 7,171 | 452 | — | — | 46 | — | — | 3,229 | 34,283 | |
| 2006 | Units | 226,753 | 45,602 | 22,369 | 55,824 | 1,114 | — | — | — | — | — | 16,400 | 368,063 | |
| | Value | 24,609 | 2,688 | 3,524 | 17,952 | 1,364 | — | — | 119 | — | — | 3,223 | 53,478 | |
| 2007 | Units | 223,922 | 86,638 | 28,644 | 111,085 | 1,488 | 829 | 9,097 | — | — | — | 3,293 | 464,996 | |
| | Value | 24,857 | 6,143 | 3,959 | 34,376 | 1,746 | 207 | 2,039 | 454 | 423 | — | 1,283 | 75,487 | |
| 2008 | Units | 182,498 | 101,030 | 38,105 | 142,269 | 2,154 | 1,574 | 9,669 | — | — | — | 1,890 | 479,188 | |
| | Value | 20,249 | 8,509 | 5,872 | 47,629 | 2,668 | 461 | 2,867 | 811 | 402 | — | 1,080 | 90,547 | |
| 2009 | Units | 157,081 | 112,021 | 42,511 | 142,896 | 2,488 | 1,748 | 7,976 | — | — | — | 1,503 | 468,223 | |
| | Value | 16,426 | 9,801 | 6,540 | 49,447 | 3,099 | 543 | 2,892 | 702 | 381 | — | 1,150 | 90,982 | |
| 2010 | Units | 131,247 | 113,302 | 44,617 | 137,836 | 2,819 | 2,024 | 7,414 | — | — | — | 2,199 | 441,457 | |
| | Value | 13,299 | 10,082 | 6,295 | 47,590 | 3,246 | 567 | 2,843 | 380 | 354 | — | 1,334 | 85,990 | |
| 2011 | Units | 87,268 | 99,490 | 54,955 | 108,849 | 3,357 | 2,700 | 6,150 | — | — | — | 4,516 | 367,285 | |
| | Value | 8,708 | 8,754 | 8,112 | 37,378 | 3,758 | 697 | 2,423 | 359 | 259 | — | 1,513 | 71,961 | |
| 2012 | Units | 45,216 | 78,538 | 70,148 | 64,951 | 4,567 | 2,354 | 2,680 | — | — | — | 3,403 | 271,856 | |
| | Value | 4,556 | 6,865 | 12,191 | 21,392 | 5,151 | 643 | 1,076 | 526 | 481 | — | 1,417 | 54,298 | |
| 2013 | Units | 22,284 | 64,055 | 91,634 | 28,578 | 6,590 | 2,260 | 1,029 | — | — | — | — | 216,430 | |
| | Value | 2,025 | 4,905 | 14,846 | 7,751 | 6,919 | 608 | 358 | 2,725 | 335 | — | 1,188 | 41,661 | |
| 2014 | Units | 12,366 | 53,035 | 109,035 | 11,899 | 7,743 | 2,029 | 433 | — | — | — | — | 196,539 | |
| | Value | 1,076 | 3,753 | 17,487 | 3,137 | 8,368 | 548 | 145 | 7,847 | 5 | — | 1,332 | 43,699 | |
| 2015 | Units | 8,808 | 43,994 | 108,848 | 6,021 | 8,437 | 1,776 | 228 | — | — | — | — | 178,113 | |
| | Value | 786 | 2,981 | 17,438 | 1,554 | 9,229 | 496 | 74 | 12,388 | 4 | — | 2,123 | 47,073 | |
| 2016 | Units | 6,180 | 37,226 | 102,296 | 3,535 | 8,367 | 1,440 | 126 | — | — | — | — | 159,169 | |
| | Value | 591 | 2,519 | 16,538 | 919 | 9,554 | 406 | 42 | 19,998 | 5 | — | 2,314 | 52,886 | |
| | | Master ringtones | Ringback tones | Downloads | | | | | Streams | | | | Others | Total |
| | | | | Single Tracks | | Albums | Music Videos | | Subscriptions | | Ad-Supported | | | |
| | | | | PC / Smartphone | Feature Phone | | PC / Smartphone | Feature Phone | Audio | Music Videos | Audio | Music Videos | | |
| 2017 | Units | 4,277 | 30,559 | 99,285 | 1,199 | 9,284 | 1,071 | 35 | — | — | — | — | — | 145,709 |
| | Value | 429 | 2,064 | 16,283 | 302 | 10,201 | 301 | 12 | 23,799 | 585 | 86 | 1,832 | 1,405 | 57,297 |
| 2018 | Units | 3,276 | 23,124 | 97,169 | 596 | 8,402 | 841 | 20 | — | — | — | — | — | 133,427 |
| | Value | 337 | 1,571 | 15,865 | 149 | 9,368 | 250 | 7 | 31,031 | 531 | 336 | 2,968 | 2,052 | 64,466 |
| 2019 | Units | 2,072 | 17,890 | 85,828 | 394 | 7,433 | 622 | 11 | — | — | — | — | — | 114,249 |
| | Value | 221 | 1,205 | 13,760 | 92 | 8,406 | 191 | 4 | 40,417 | 1,307 | 1,553 | 3,253 | 218 | 70,628 |
| 2020 | Units | 1,355 | 15,104 | 67,723 | 277 | 5,916 | 430 | 5 | — | — | — | — | — | 90,811 |
| | Value | 148 | 1,021 | 10,925 | 62 | 6,788 | 135 | 2 | 50,697 | 1,921 | 2,422 | 3,885 | 250 | 78,255 |
| 2021 | Units | 810 | 11,491 | 55,639 | 178 | 4,350 | 355 | 3 | — | — | — | — | — | 72,826 |
| | Value | 90 | 776 | 8,975 | 38 | 4,996 | 110 | 1 | 63,794 | 2,890 | 2,612 | 5,085 | 171 | 89,538 |

N.B. Figures for Albums are the sum of PC and smartphones and feature phones.

Statistics for Newly Released Recordings

Breakdown by Genre and Format in 2021

■ Audio

(Titles)

| Genre | 3" CD Singles | 5" CDs | | CD Total | Vinyl Discs | Cassettes | | Total | |
|---------------|---------------------|---------|--------|----------|-------------|-----------|--------|--------|--------|
| | | Singles | Albums | | | Singles | Albums | | |
| Domestic | Enka | 0 | 388 | 374 | 762 | 4 | 5 | 0 | 771 |
| | Pop/Kayokyoku | 2 | 1,425 | 3,390 | 4,817 | 489 | 9 | 4 | 5,319 |
| | Light Music | 0 | 1 | 99 | 100 | 0 | 0 | 0 | 100 |
| | Screen | 0 | 0 | 356 | 356 | 14 | 0 | 0 | 370 |
| | Traditional | 0 | 1 | 64 | 65 | 0 | 0 | 0 | 65 |
| | Kids | 0 | 7 | 117 | 124 | 0 | 0 | 0 | 124 |
| | Anime | 0 | 312 | 286 | 598 | 17 | 0 | 0 | 615 |
| | Classical | 0 | 0 | 74 | 74 | 4 | 0 | 0 | 78 |
| | Karaoke | 0 | 0 | 0 | 0 | 0 | 0 | 0 | 0 |
| | Others | 0 | 40 | 139 | 179 | 0 | 0 | 0 | 179 |
| | Domestic Total | 2 | 2,174 | 4,899 | 7,075 | 528 | 14 | 4 | 7,621 |
| | (29%) | (97%) | (121%) | (112%) | (208%) | (15%) | (67%) | (114%) | |
| International | Rock/Pop/Dance | 0 | 17 | 792 | 809 | 159 | 0 | 3 | 971 |
| | Jazz/Fusion | 0 | 0 | 459 | 459 | 83 | 0 | 0 | 542 |
| | Additional Genre | 0 | 28 | 381 | 409 | 126 | 0 | 0 | 535 |
| | Screen | 0 | 0 | 66 | 66 | 4 | 0 | 0 | 70 |
| | Classical | 0 | 0 | 651 | 651 | 0 | 0 | 0 | 651 |
| | Others | 0 | 0 | 22 | 22 | 0 | 0 | 0 | 22 |
| | International Total | 0 | 45 | 2,371 | 2,416 | 372 | 0 | 3 | 2,791 |
| | (—) | (115%) | (127%) | (127%) | (600%) | (0%) | (300%) | (142%) | |
| Grand Total | | 2 | 2,219 | 7,270 | 9,491 | 900 | 14 | 7 | 10,412 |
| | | (29%) | (97%) | (123%) | (115%) | (285%) | (14%) | (100%) | (120%) |

■ Music Videos

| Genre | Discs | | Tapes | Others | Total |
|---------------|-------|---------------|-------|---------|-------|
| | DVDs | Blu-ray Discs | VHSs | HD DVDs | |
| Domestic | 392 | 464 | 0 | 0 | 856 |
| International | 69 | 71 | 0 | 0 | 140 |
| Karaoke | 27 | 0 | 0 | 0 | 27 |
| Total | 488 | 535 | 0 | 0 | 1,023 |
| | (75%) | (100%) | (—) | (—) | (86%) |

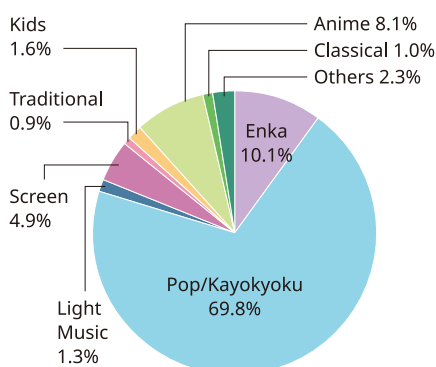
N.B. 1. Total number of newly released recordings in 2021

2. The current year's results are compiled results of the member companies of RIAJ. The figures also include OEM sales by RIAJ members for non-RIAJ members.

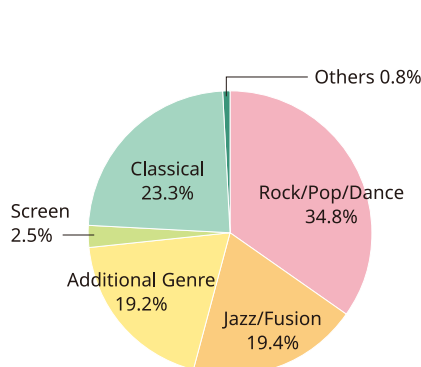
3. Figures in parentheses: Percentage change compared with previous year

Newly Released Audio Recordings

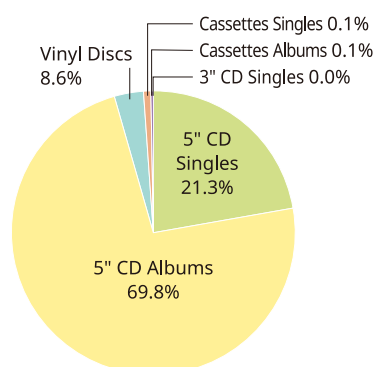
■ Composition by Genre (Domestic)



■ Composition by Genre (International)

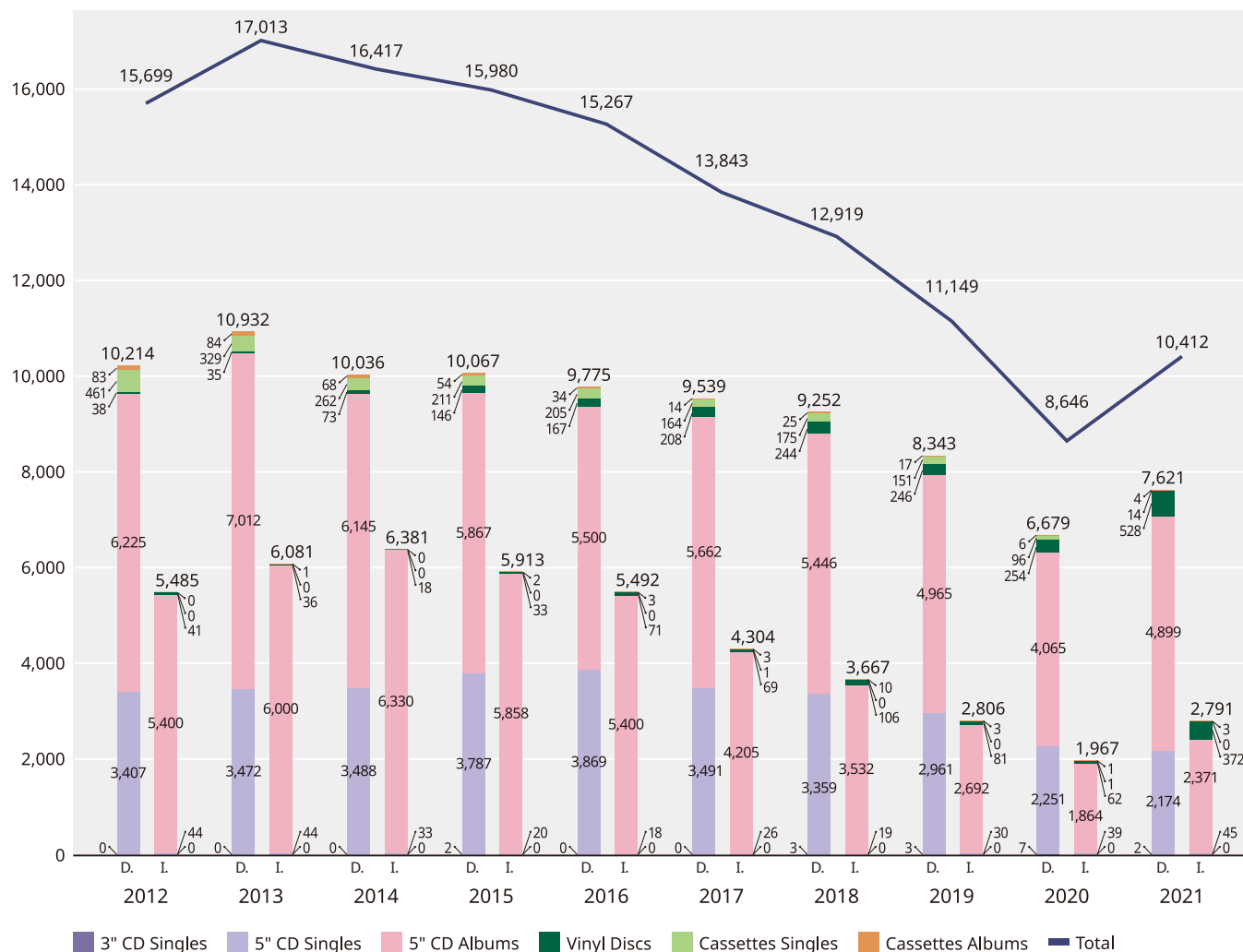


■ Composition by Format



Newly Released Audio Recordings (2012-2021)

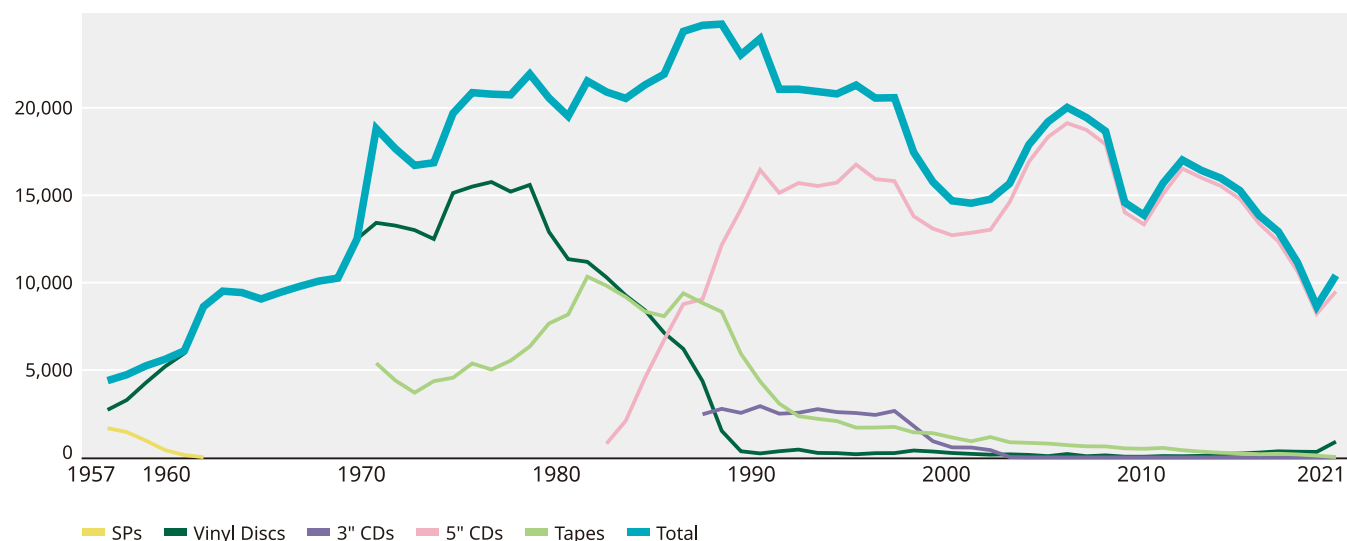
Titles



Abbreviations D. Domestic Repertoire I. International Repertoire

Newly Released Audio Recordings by Format (1957-2021)

Titles



N.B. 1. Tapes: Cassettes + Cartridges + Open Reels
2. Vinyl Discs: 7" and 10"/12"

Statistics for Newly Released Recordings

Newly Released Audio Recordings by Format (1957-2021)

| | Discs | | | | | Tapes | | | Total |
|------|-------|-------|---------|---------------|---------|-----------|------------|------------|--------|
| | SPs | 7" | 10"/12" | 3" CD Singles | 5" CDs | Cassettes | Cartridges | Open Reels | |
| 1957 | 1,673 | 1,651 | 1,070 | | | | | | 4,394 |
| 1958 | 1,451 | 1,789 | 1,493 | | | | | | 4,733 |
| 1959 | 964 | 2,074 | 2,202 | | | | | | 5,240 |
| 1960 | 414 | 2,433 | 2,769 | | | | | | 5,616 |
| 1961 | 139 | 2,475 | 3,483 | | | | | | 6,097 |
| 1962 | 15 | 3,425 | 5,187 | | | | | | 8,627 |
| 1963 | | 4,231 | 5,281 | | | | | | 9,512 |
| 1964 | | 5,053 | 4,379 | | | | | | 9,432 |
| 1965 | | 4,954 | 4,111 | | | | | | 9,065 |
| 1966 | | 5,414 | 4,030 | | | | | | 9,444 |
| 1967 | | 5,416 | 4,366 | | | | | | 9,782 |
| 1968 | | 5,382 | 4,704 | | | | | | 10,086 |
| 1969 | | 4,807 | 5,451 | | | | | | 10,258 |
| 1970 | | 5,159 | 7,346 | | | | | | 12,505 |
| 1971 | | 5,006 | 8,415 | | | 2,162 | 2,933 | 295 | 18,811 |
| 1972 | | 4,378 | 8,884 | | | 1,834 | 2,353 | 211 | 17,660 |
| 1973 | | 3,818 | 9,186 | | | 1,767 | 1,781 | 157 | 16,709 |
| 1974 | | 3,286 | 9,210 | | | 2,437 | 1,821 | 106 | 16,860 |
| 1975 | | 3,930 | 11,198 | | | 2,720 | 1,816 | 23 | 19,687 |
| 1976 | | 4,042 | 11,452 | | | 3,614 | 1,746 | 15 | 20,869 |
| 1977 | | 4,681 | 11,075 | | | 3,891 | 1,110 | 26 | 20,783 |
| 1978 | | 4,021 | 11,185 | | | 4,607 | 915 | 15 | 20,743 |
| 1979 | | 4,233 | 11,358 | | | 5,526 | 818 | 3 | 21,938 |
| 1980 | | 4,049 | 8,851 | | | 6,393 | 1,270 | 1 | 20,564 |
| 1981 | | 3,224 | 8,119 | | | 6,504 | 1,672 | | 19,519 |
| 1982 | | 3,224 | 7,965 | | | 7,674 | 2,667 | | 21,530 |
| 1983 | | 3,246 | 7,052 | | 788 | 7,277 | 2,543 | | 20,906 |
| 1984 | | 2,761 | 6,503 | | 2,097 | 7,047 | 2,133 | | 20,541 |
| 1985 | | 2,668 | 5,750 | | 4,546 | 6,504 | 1,845 | | 21,313 |
| 1986 | | 2,535 | 4,593 | | 6,719 | 6,768 | 1,310 | | 21,925 |
| 1987 | | 2,547 | 3,661 | | 8,772 | 7,872 | 1,520 | | 24,372 |
| 1988 | | 2,066 | 2,299 | 2,468 | 9,053 | 7,671 | 1,164 | | 24,721 |
| 1989 | | 993 | 528 | 2,780 | 12,155 | 7,691 | 642 | | 24,789 |
| 1990 | | 155 | 198 | 2,549 | 14,203 | 5,655 | 276 | | 23,036 |
| 1991 | | | 229 | 2,933 | 16,451 | 4,188 | 160 | | 23,961 |
| 1992 | | 4 | 350 | 2,502 | 15,135 | 3,049 | 24 | | 21,064 |
| 1993 | MDs | 9 | 439 | 2,556 | 15,697 | 2,362 | | DCCs | 21,063 |
| 1994 | 177 | 258 | | 2,761 | 15,527 | 2,142 | | 65 | 20,930 |
| 1995 | 159 | 245 | | 2,592 | 15,722 | 2,015 | | 64 | 20,797 |
| | | | | | Singles | Albums | | | |
| 1996 | 117 | 183 | | 2,540 | 371 | 16,385 | 1,702 | 2 | 21,300 |
| 1997 | 252 | 242 | | 2,431 | 428 | 15,497 | 1,710 | | 20,560 |
| 1998 | 119 | 248 | | 2,659 | 599 | 15,208 | 1,746 | | 20,579 |
| 1999 | 33 | 396 | | 1,795 | 1,225 | 12,573 | 1,436 | | 17,458 |
| 2000 | 17 | 338 | | 929 | 1,760 | 11,333 | 1,388 | | 15,765 |
| 2001 | 1 | 253 | | 575 | 1,904 | 10,808 | 1,141 | | 14,682 |
| 2002 | | 188 | | 557 | 1,677 | 10,734 | 923 | | 14,079 |
| 2003 | | 157 | | 419 | 2,094 | 10,933 | 1,165 | | 14,768 |
| 2004 | | 177 | | 21 | 2,581 | 12,019 | 870 | | 15,668 |
| 2005 | | 144 | | 3 | 2,769 | 14,136 | 833 | | 17,885 |
| 2006 | | 74 | | 3 | 2,954 | 15,377 | 793 | | 19,201 |
| 2007 | | 195 | | 1 | 2,977 | 16,146 | 704 | | 20,023 |
| 2008 | | 68 | | 1 | 2,917 | 15,823 | 636 | | 19,445 |
| 2009 | 1 | 117 | | | 2,860 | 15,054 | 629 | | 18,661 |
| 2010 | | 42 | | | 2,718 | 11,305 | 518 | | 14,583 |
| 2011 | | 41 | | | 2,945 | 10,382 | 495 | | 13,863 |
| 2012 | | 79 | | | 3,451 | 11,625 | 544 | | 15,699 |
| 2013 | | 71 | | | 3,516 | 13,012 | 414 | | 17,013 |
| 2014 | | 91 | | | 3,521 | 12,475 | 330 | | 16,417 |
| 2015 | | 179 | | 2 | 3,807 | 11,725 | 267 | | 15,980 |
| 2016 | | 238 | | | 3,887 | 10,900 | 242 | | 15,267 |
| 2017 | | 277 | | | 3,517 | 9,867 | 182 | | 13,843 |
| 2018 | | 350 | | 3 | 3,378 | 8,978 | 210 | | 12,919 |
| 2019 | | 327 | | 3 | 2,991 | 7,657 | 171 | | 11,149 |
| 2020 | | 316 | | 7 | 2,290 | 5,929 | 104 | | 8,646 |
| 2021 | | 900 | | 2 | 2,219 | 7,270 | 21 | | 10,412 |

N.B. 1. 7" and 10"/12" analog recordings were consolidated in 1994.

Statistics for Catalogue Listings

Breakdown by Genre and Format in 2021

■ Audio

(Titles)

| Genre | 3" CD Singles | 5" CDs | | CD Total | MDs | Vinyl Discs | Cassettes | | Total | |
|----------------------------|------------------|---------------|---------------|----------------|----------------|--------------|--------------|--------------|----------------|----------------|
| | | Singles | Albums | | | | Singles | Albums | | |
| Domestic | Enka | 247 | 7,400 | 5,938 | 13,585 | 0 | 12 | 3,211 | 1,465 | 18,273 |
| | Pop/Kayokyoku | 589 | 23,187 | 49,991 | 73,767 | 1 | 1,891 | 161 | 172 | 75,992 |
| | Light Music | 1 | 145 | 3,126 | 3,272 | 0 | 11 | 22 | 114 | 3,419 |
| | Screen | 1 | 48 | 2,774 | 2,823 | 0 | 25 | 0 | 2 | 2,850 |
| | Traditional | 29 | 249 | 2,657 | 2,935 | 0 | 3 | 744 | 868 | 4,550 |
| | Kids | 1 | 99 | 3,167 | 3,267 | 0 | 0 | 24 | 173 | 3,464 |
| | Anime | 7 | 3,464 | 8,072 | 11,543 | 0 | 27 | 10 | 280 | 11,860 |
| | Classical | 0 | 22 | 4,408 | 4,430 | 0 | 13 | 1 | 2 | 4,446 |
| | Karaoke | 0 | 20 | 124 | 144 | 0 | 0 | 0 | 0 | 144 |
| | Others | 6 | 329 | 4,692 | 5,027 | 0 | 6 | 3 | 57 | 5,093 |
| Domestic Total | 881 | 34,963 | 84,949 | 120,793 | 1 | 1,988 | 4,176 | 3,133 | 130,091 | |
| International | Rock/Pop/Dance | 5 | 130 | 20,386 | 20,521 | 0 | 549 | 1 | 10 | 21,081 |
| | Jazz/Fusion | 0 | 18 | 6,659 | 6,677 | 0 | 201 | 2 | 12 | 6,892 |
| | Additional Genre | 0 | 21 | 5,255 | 5,276 | 0 | 139 | 0 | 4 | 5,419 |
| | Screen | 0 | 1 | 760 | 761 | 0 | 5 | 0 | 0 | 766 |
| | Classical | 0 | 4 | 22,740 | 22,744 | 0 | 30 | 0 | 0 | 22,774 |
| | Others | 0 | 8 | 601 | 609 | 0 | 11 | 3 | 0 | 623 |
| International Total | 5 | 182 | 56,401 | 56,588 | 0 | 935 | 6 | 26 | 57,555 | |
| Grand Total | | 886 | 35,145 | 141,350 | 177,381 | 1 | 2,923 | 4,182 | 3,159 | 187,646 |
| | | (91%) | (102%) | (100%) | (101%) | (100%) | (84%) | (96%) | (99%) | (100%) |

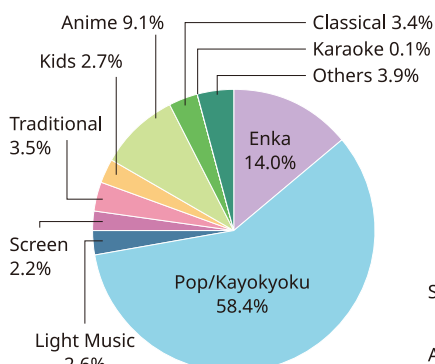
■ Music Videos

| Genre | Discs | | | Tapes | Total |
|---------------|---------------|---------------|-----------|------------|---------------|
| | DVDs | Blu-ray Discs | LDs | | |
| Domestic | 8,529 | 3,828 | 10 | 307 | 12,674 |
| International | 4,134 | 890 | 6 | 89 | 5,119 |
| Karaoke | 743 | 0 | 0 | 0 | 743 |
| Total | 13,406 | 4,718 | 16 | 396 | 18,536 |
| | (101%) | (106%) | (100%) | (98%) | (102%) |

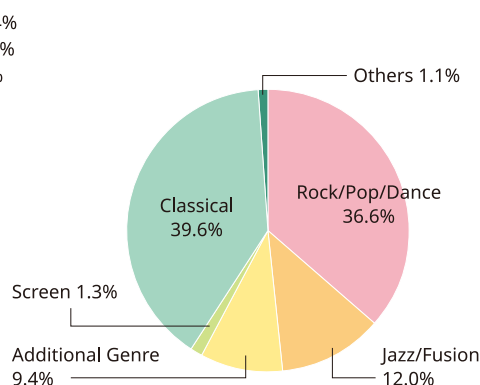
- N.B.** 1. Number of catalogues as of 2021 year-end
 2. The current year's results are compiled results of the member companies of RIAJ. The figures also include OEM sales by RIAJ members for non-RIAJ members.
 3. Figures in parentheses: Percentage change compared with previous year

Audio Recording Catalogue Listings

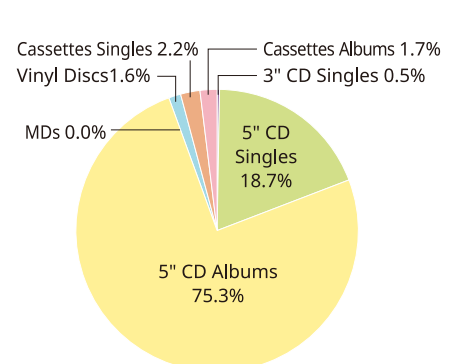
■ Composition by Genre (Domestic)



■ Composition by Genre (International)



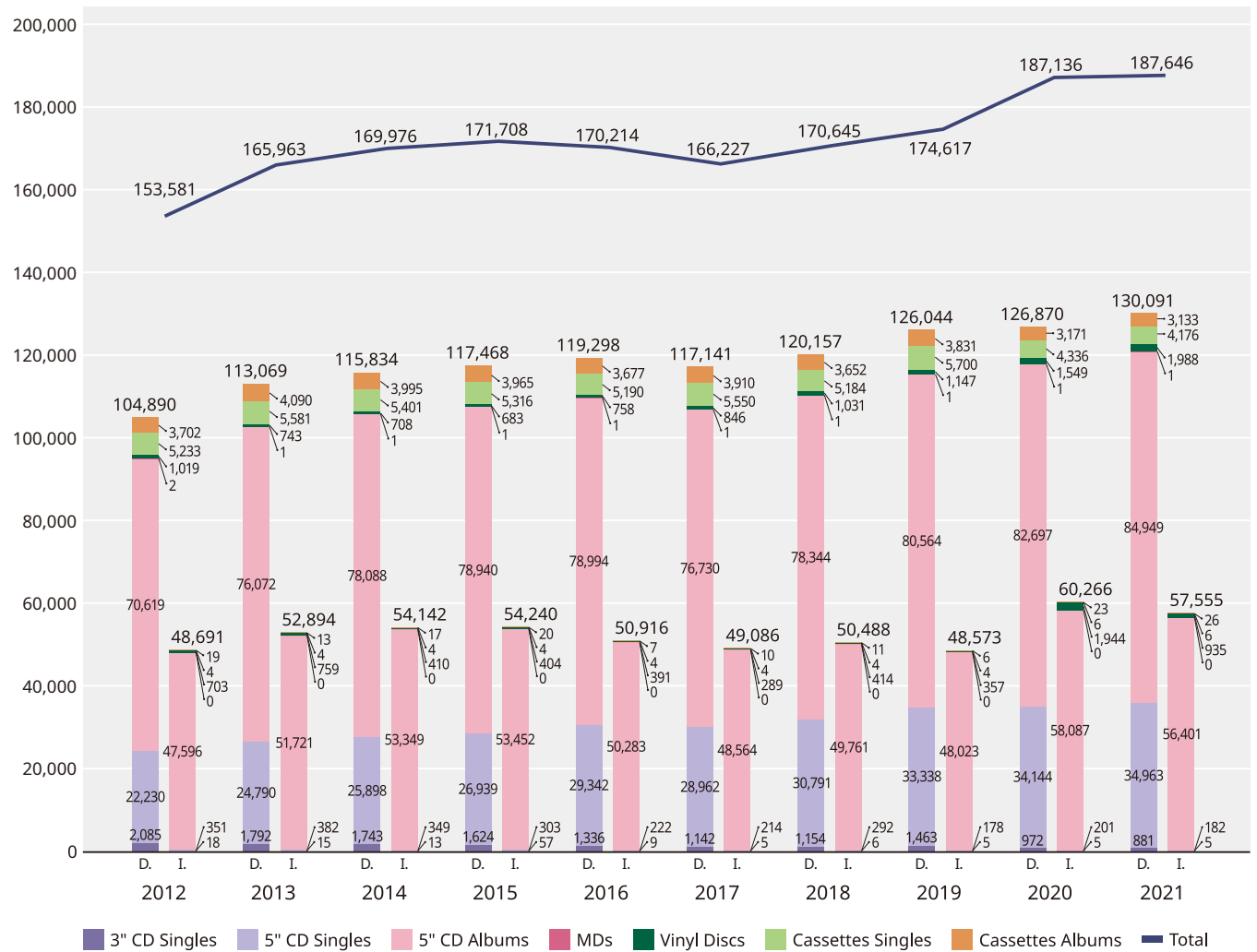
■ Composition by Format



Statistics for Catalogue Listings

Audio Recording Catalogue Listings (2012-2021)

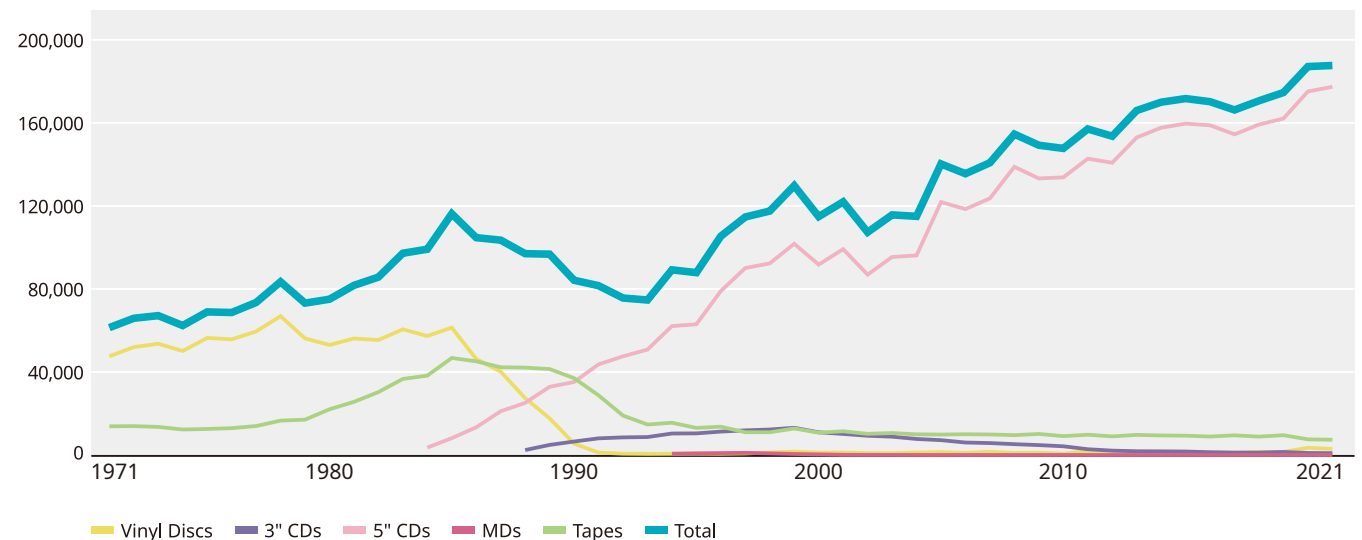
Titles



Abbreviations D. Domestic Repertoire I. International Repertoire

Audio Recording Catalogue Listings by Format (1971-2021)

Titles



N.B. 1. Tapes: Cassettes + Cartridges + Open Reels
2. Vinyl Discs: 7" and 10"/12"

Audio Recording Catalogue Listings by Format (1971-2021)

(Titles)

| | Discs | | | | | MDs | Tapes | | | Total |
|------|--------|---------|---------------|---------|-----------|-----|------------|------------|-------|---------|
| | 7" | 10"/12" | 3" CD Singles | 5" CDs | Cassettes | | Cartridges | Open Reels | | |
| 1971 | 20,593 | 26,939 | | | | | 4,962 | 7,557 | 1,305 | 61,356 |
| 1972 | 19,244 | 32,725 | | | | | 5,499 | 6,993 | 1,410 | 65,871 |
| 1973 | 18,006 | 35,605 | | | | | 6,000 | 6,134 | 1,398 | 67,143 |
| 1974 | 15,596 | 34,502 | | | | | 6,064 | 5,158 | 1,048 | 62,368 |
| 1975 | 15,925 | 40,470 | | | | | 6,748 | 5,159 | 636 | 68,938 |
| 1976 | 14,627 | 41,087 | | | | | 8,206 | 4,205 | 517 | 68,642 |
| 1977 | 16,558 | 42,955 | | | | | 9,707 | 4,001 | 239 | 73,460 |
| 1978 | 17,747 | 49,140 | | | | | 12,790 | 3,514 | 255 | 83,446 |
| 1979 | 15,253 | 40,903 | | | | | 13,965 | 2,946 | 111 | 73,178 |
| 1980 | 15,052 | 37,960 | | | | | 18,771 | 3,176 | 81 | 75,040 |
| 1981 | 15,991 | 40,126 | | | | | 20,779 | 4,815 | | 81,711 |
| 1982 | 15,915 | 39,478 | | | | | 24,014 | 6,292 | | 85,699 |
| 1983 | 17,280 | 43,275 | | | | | 28,365 | 8,284 | | 97,204 |
| 1984 | 15,937 | 41,388 | | 3,572 | | | 28,596 | 9,648 | | 99,141 |
| 1985 | 17,692 | 43,672 | | 8,112 | | | 35,171 | 11,573 | | 116,220 |
| 1986 | 14,813 | 31,414 | | 13,360 | | | 34,223 | 10,893 | | 104,703 |
| 1987 | 13,235 | 26,919 | | 21,079 | | | 33,252 | 9,030 | | 103,515 |
| 1988 | 11,181 | 16,231 | 2,387 | 25,105 | | | 35,470 | 6,622 | | 96,996 |
| 1989 | 7,918 | 9,725 | 4,856 | 32,843 | | | 33,736 | 7,673 | | 96,751 |
| 1990 | 2,524 | 2,961 | 6,494 | 35,185 | | | 30,504 | 6,510 | | 84,178 |
| 1991 | 595 | 552 | 8,020 | 43,659 | | | 26,208 | 2,545 | | 81,579 |
| 1992 | 182 | 442 | 8,488 | 47,525 | | | 18,273 | 713 | | 75,623 |
| 1993 | 93 | 435 | 8,642 | 50,799 | | | 14,687 | 6 | DCCs | 74,662 |
| 1994 | 24 | 548 | 10,353 | 62,108 | 635 | | 14,979 | 6 | 550 | 89,203 |
| 1995 | 11 | 613 | 10,417 | 62,970 | 801 | | 12,481 | | 562 | 87,855 |
| 1996 | 576 | | 11,277 | 79,009 | 917 | | 13,438 | | 192 | 105,409 |
| 1997 | 741 | | 11,866 | 90,066 | 1,038 | | 10,874 | | 82 | 114,667 |
| 1998 | 1,214 | | 12,276 | 92,313 | 773 | | 10,932 | | 11 | 117,519 |
| | | | | Singles | Albums | | | | | |
| 1999 | 1,596 | | 13,123 | 2,680 | 99,090 | 488 | 12,778 | | 4 | 129,759 |
| 2000 | 1,134 | | 10,929 | 3,517 | 88,206 | 297 | 10,751 | | | 114,834 |
| 2001 | 1,152 | | 10,138 | 4,982 | 94,173 | 89 | 11,436 | | | 121,970 |
| 2002 | 945 | | 9,272 | 6,526 | 80,364 | 34 | 10,196 | | | 107,337 |
| 2003 | 857 | | 8,816 | 8,001 | 87,384 | 26 | 10,582 | | | 115,666 |
| 2004 | 1,165 | | 7,724 | 9,757 | 86,378 | 2 | 9,956 | | | 114,982 |
| 2005 | 1,366 | | 7,153 | 12,384 | 109,474 | 2 | 9,843 | | | 140,222 |
| 2006 | 1,021 | | 6,009 | 14,009 | 104,467 | 2 | 10,002 | | | 135,510 |
| 2007 | 1,521 | | 5,749 | 16,751 | 106,884 | 2 | 9,887 | | | 140,794 |
| 2008 | 980 | | 5,215 | 18,027 | 120,795 | | 9,565 | | | 154,582 |
| 2009 | 1,103 | | 4,770 | 18,669 | 114,561 | 3 | 10,127 | | | 149,233 |
| 2010 | 649 | | 4,199 | 19,491 | 114,266 | 2 | 9,096 | | | 147,703 |
| 2011 | 1,780 | | 2,780 | 23,809 | 118,937 | 6 | 9,758 | | | 157,070 |
| 2012 | 1,722 | | 2,103 | 22,581 | 118,215 | 2 | 8,958 | | | 153,581 |
| 2013 | 1,502 | | 1,807 | 25,172 | 127,793 | 1 | 9,688 | | | 165,963 |
| 2014 | 1,118 | | 1,756 | 26,247 | 131,437 | 1 | 9,417 | | | 169,976 |
| 2015 | 1,087 | | 1,681 | 27,242 | 132,392 | 1 | 9,305 | | | 171,708 |
| 2016 | 1,149 | | 1,345 | 29,564 | 129,277 | 1 | 8,878 | | | 170,214 |
| 2017 | 1,135 | | 1,147 | 29,176 | 125,294 | 1 | 9,474 | | | 166,227 |
| 2018 | 1,445 | | 1,160 | 31,083 | 128,105 | 1 | 8,851 | | | 170,645 |
| 2019 | 1,504 | | 1,468 | 33,516 | 128,587 | 1 | 9,541 | | | 174,617 |
| 2020 | 3,493 | | 977 | 34,345 | 140,784 | 1 | 7,536 | | | 187,136 |
| 2021 | 2,923 | | 886 | 35,145 | 141,350 | 1 | 7,341 | | | 187,646 |

N.B. 1. 7" and 10"/12" analog recordings were consolidated in 1994.

Related Data

36th Japan Gold Disc Award 2022

D. ...Domestic I. ...International A. ...Asia

Artist Awards

| Artist of the Year Artists generating the highest net sales for works or songs released in 2021 | | |
|---|----------------|-------------------------------|
| D. | Snow Man | Avex Entertainment Inc. |
| I. | The Beatles | UNIVERSAL MUSIC LLC |
| Best Asian Artist Among artists of the same category, the artist generating the highest net sales for works or songs released in 2021 | | |
| A. | BTS | UNIVERSAL MUSIC LLC |
| Best Enka/Kayokyoku Artist Among artists of the same genre, the artist generating the highest net sales for works or songs released in 2021 | | |
| | KIYOSHI HIKAWA | NIPPON COLUMBIA CO., LTD. |
| New Artist of the Year Artists among New Artist award winners generating the highest net sales for works or songs | | |
| D. | Yuuri | Sony Music Labels Inc. |
| I. | Olivia Rodrigo | UNIVERSAL MUSIC LLC |
| A. | ENHYPEN | UNIVERSAL MUSIC LLC |
| Best 5 New Artists Top five domestic debut artists with the highest net sales for works or songs | | |
| D. | INI | LAPONE ENTERTAINMENT CO.,LTD. |
| | Ado | UNIVERSAL MUSIC LLC |
| | Naniwa Danshi | J Storm Inc. |
| | BE:FIRST | B-ME |
| | Yuuri | Sony Music Labels Inc. |
| Best 3 New Artists Top three international debut artists with the highest net sales for works or songs | | |
| I. | easy life | UNIVERSAL MUSIC LLC |
| | Olivia Rodrigo | UNIVERSAL MUSIC LLC |
| | FINNEAS | UNIVERSAL MUSIC LLC |
| Best 3 New Artists Top three debut artists from respective Asian countries with the highest net sales for works or songs | | |
| A. | ITZY | Warner Music Japan Inc. |
| | ENHYPEN | UNIVERSAL MUSIC LLC |
| | TREASURE | Avex Entertainment Inc. |
| Best Enka/Kayokyoku New Artist Among debut artists of the same genre, the artist generating the highest net sales for works or songs | | |
| | Sanada Naoki | TEICHIKU ENTERTAINMENT,INC. |

Album Awards

| Album of the Year Albums released in 2021 with the most unit sales (set) | | | |
|--|------------------------------------|--------------------------|-----------------------------------|
| D. | Snow Mania S1 | Snow Man | Avex Entertainment Inc. |
| I. | Voyage | ABBA | UNIVERSAL MUSIC LLC |
| A. | BTS, THE BEST | BTS | UNIVERSAL MUSIC LLC |
| Best 5 Albums Top five albums released in 2021 with the most unit sales (set) | | | |
| D. | 8BEAT | KANJANI∞ | INFINITY RECORDS |
| | Re:Sense | King & Prince | UNIVERSAL MUSIC LLC |
| | 1ST | SixTONES | Sony Music Labels Inc. |
| | Snow Mania S1 | Snow Man | Avex Entertainment Inc. |
| | Time flies | Nogizaka46 | Sony Music Labels Inc. |
| Best 3 Albums Top three albums released in 2021 with the most unit sales (set) | | | |
| I. | 30 | Adele | Sony Music Labels Inc. |
| | Voyage | ABBA | UNIVERSAL MUSIC LLC |
| | Let It Be <Special Edition> | The Beatles | UNIVERSAL MUSIC LLC |
| Best 3 Albums Top three albums released in 2021 with the most unit sales (set) | | | |
| A. | SEVENTEEN 9th Mini Album 'Attacca' | SEVENTEEN | PLEDIS Entertainment |
| | Chaotic Wonderland | TOMORROW X TOGETHER | UNIVERSAL MUSIC LLC |
| | BTS, THE BEST | BTS | UNIVERSAL MUSIC LLC |
| Classic Album of the Year Album released in 2021 with the most unit sales (set) | | | |
| | SONGBOOK | TARO HAKASE | HATS UNLIMITED CO., LTD. |
| Jazz Album of the Year Album released in 2021 with the most unit sales (set) | | | |
| | SILVER LINING SUITE | Hiromi The Piano Quintet | UNIVERSAL MUSIC LLC |
| Instrumental Album of the Year Album released in 2021 with the most unit sales (set) | | | |
| | FLY! FLY! FLY! | T-SQUARE | T-SQUARE Music Entertainment Inc. |

| | | |
|---|---------------------------|-------------------------------|
| Soundtrack Album of the Year Album released in 2021 with the most unit sales (set) | | |
| Belle ORIGINAL SOUNDTRACK | Various | Sony Music Labels Inc. |
| Animation Album of the Year Album released in 2021 with the most unit sales (set) | | |
| TV Animation "Kimetsu no Yaiba" Tanjiro Kamado Risshihen Original Soundtrack | Kimetsu no Yaiba | Aniplex Inc. |
| Traditional Japanese Music Album of the Year Album released in 2021 with the most unit sales (set) | | |
| Relaxing Erhu: Iyashi No Niko | V.A. | NIPPON COLUMBIA CO., LTD. |
| Concept Album of the Year Album released in 2021 with the most unit sales (set) | | |
| PRODUCE 101 JAPAN SEASON2 | PRODUCE 101 JAPAN SEASON2 | LAPONE ENTERTAINMENT CO.,LTD. |

Single Awards

| | | |
|--|---------------|-------------------------|
| Single of the Year Single released in 2021 with the most unit sales | | |
| Grandeur | Snow Man | Avex Entertainment Inc. |
| Best 5 Singles Top five singles released in 2021 with the most unit sales | | |
| Grandeur | Snow Man | Avex Entertainment Inc. |
| HELLO HELLO | Snow Man | Avex Entertainment Inc. |
| Ubu LOVE | Naniwa Danshi | J Storm Inc. |
| gomennefingerscrossed | Nogizaka46 | Sony Music Labels Inc. |
| Bokuha Bokuwo Sukininaru | Nogizaka46 | Sony Music Labels Inc. |

Video Awards

| | | |
|---|--------------|-------------------------|
| Music Video of the Year Music videos released in 2021 with the most unit sales (set) | | |
| D. ARAFES 2020 at NATIONAL STADIUM | ARASHI | J Storm Inc. |
| I. The Lady In The Balcony: Lockdown Sessions | Eric Clapton | UNIVERSAL MUSIC LLC |
| A. BTS MAP OF THE SOUL ON:E | BTS | UNIVERSAL MUSIC LLC |
| Best Music Videos Top three domestic music videos/international and Asian music videos released in 2021 with the most unit sales (set) | | |
| ARAFES 2020 at NATIONAL STADIUM | ARASHI | J Storm Inc. |
| This is ARASHI LIVE 2020.12.31 | ARASHI | J Storm Inc. |
| Snow Man ASIA TOUR 2D.2D. | Snow Man | Avex Entertainment Inc. |

Download Awards

| | | |
|--|-----------------------|---------------------------------------|
| Song of the Year By Download Songs available for download in 2021 with the largest combined digital downloads (single track) | | |
| D. Monster | YOASOBI | Sony Music Entertainment (Japan) Inc. |
| I. My Universe | Coldplay X BTS | Warner Music Japan Inc. |
| A. Butter | BTS | UNIVERSAL MUSIC LLC |
| Best 5 Songs By Download Top five songs available for download in 2021 with the largest combined digital downloads (single track) | | |
| One Last Kiss | Hikaru Utada | Sony Music Labels Inc. |
| Cry Baby | OFFICIAL HIGE DANDISM | PONY CANYON INC. |
| Butter | BTS | UNIVERSAL MUSIC LLC |
| Monster | YOASOBI | Sony Music Entertainment (Japan) Inc. |
| Pale Blue | Kenshi Yonezu | Sony Music Labels Inc. |

Streaming Awards

| | | |
|---|-------------------------------|---------------------------------------|
| Song of the Year By Streaming Songs available for streaming in 2021 with the largest total number of plays (single track) | | |
| D. Monster | YOASOBI | Sony Music Entertainment (Japan) Inc. |
| I. Stay | The Kid LAROI & Justin Bieber | Sony Music Labels Inc. |
| A. Butter | BTS | UNIVERSAL MUSIC LLC |
| Best 5 Songs By Streaming Top five songs available for streaming in 2021 with the largest total number of plays (single track) | | |
| WASURENA | Awesome City Club | cutting edge |
| Cry Baby | OFFICIAL HIGE DANDISM | PONY CANYON INC. |
| Permission to Dance | BTS | UNIVERSAL MUSIC LLC |
| Butter | BTS | UNIVERSAL MUSIC LLC |
| Monster | YOASOBI | Sony Music Entertainment (Japan) Inc. |

Special Award

| | | |
|---|---------|---------------------------------------|
| — | Aimer | Sony Music Labels Inc. |
| — | YOASOBI | Sony Music Entertainment (Japan) Inc. |

- N.B.** 1. The above data cover the period from January 1, 2021 to December 31, 2021.
2. Best New Artist awards are for artists debuting between January 1, 2020 to December 31, 2021.

Related Data

1st - 35th Artists of the Year

D. ...Domestic I. ...International

| | | | | | |
|-----------|--------------------|--|-----------|-------------------|---------------------------|
| 1st 1987 | | | 11th 1997 | | |
| D. | AKINA NAKAMORI | Warner-Pioneer | D. | Namie Amuro | AVEX D.D., TOSHIBA-EMI |
| I. | MADONNA | Warner-Pioneer | I. | ME & MY | TOSHIBA-EMI |
| 2nd 1988 | | | 12th 1998 | | |
| D. | REBECCA | CBS-Sony Group | D. | GLAY | PLATINUM RECORDS, POLYDOR |
| I. | THE BEATLES | TOSHIBA-EMI | I. | Celine Dion | Sony Music Entertainment |
| 3rd 1989 | | | 13th 1999 | | |
| D. | BOØWY | TOSHIBA-EMI, Victor Musical Inds, Tokuma Japan | D. | B'z | ROOMS RECORDS |
| I. | BON JOVI | Nippon Phonogram | I. | Celine Dion | Sony Music Entertainment |
| 4th 1990 | | | 14th 2000 | | |
| D. | Southern All Stars | Victor Musical Inds | D. | UTADA HIKARU | TOSHIBA-EMI |
| I. | MADONNA | Warner-Pioneer | I. | Celine Dion | Sony Music Entertainment |
| 5th 1991 | | | 15th 2001 | | |
| D. | Yumi Matsutoya | TOSHIBA-EMI | D. | ayumi hamasaki | AVEX |
| I. | MADONNA | Warner-Pioneer | I. | THE BEATLES | TOSHIBA-EMI |
| 6th 1992 | | | 16th 2002 | | |
| D. | CHAGE & ASKA | PONY CANYON | D. | ayumi hamasaki | AVEX |
| I. | GUNS N' ROSES | MCA Victor | I. | BACKSTREET BOYS | Zomba Records Japan |
| 7th 1993 | | | 17th 2003 | | |
| D. | CHAGE & ASKA | PONY CANYON | D. | UTADA HIKARU | TOSHIBA-EMI |
| I. | MADONNA | WARNER MUSIC JAPAN | I. | AVRIL LAVIGNE | BMG FUNHOUSE |
| 8th 1994 | | | 18th 2004 | | |
| D. | WANDS | POLYDOR, TOSHIBA-EMI, B-Gram RECORDS | D. | ayumi hamasaki | AVEX |
| I. | THE BEATLES | TOSHIBA-EMI | I. | TWELVE GIRLS BAND | PLATIA ENTERTAINMENT |
| 9th 1995 | | | 19th 2005 | | |
| D. | trf | AVEX D.D. | D. | ORANGE RANGE | Sony Music Records |
| I. | MARIAH CAREY | Sony Music Entertainment | I. | QUEEN | TOSHIBA-EMI |
| 10th 1996 | | | 20th 2006 | | |
| D. | trf | AVEX D.D. | D. | Koda Kumi | avex entertainment |
| I. | MARIAH CAREY | Sony Music Entertainment | I. | O-zone | avex entertainment |





N.B. Company and artist names are all at the time awards were received.

| 21st 2007 | |
|------------------|---|
| D. Koda Kumi | AVEX MARKETING COMMUNICATIONS |
| I. Daniel Powter | Warner Music Japan |
| 22nd 2008 | |
| D. EXILE | AVEX MARKETING |
| I. AVRIL LAVIGNE | BMG JAPAN |
| 23rd 2009 | |
| D. EXILE | avex marketing Inc. |
| I. MADONNA | Warner Music Japan Inc. |
| 24th 2010 | |
| D. ARASHI | J Storm Inc. |
| I. THE BEATLES | EMI Music Japan Inc. |
| 25th 2011 | |
| D. ARASHI | J Storm Inc. |
| I. LADY GAGA | UNIVERSAL MUSIC LLC |
| 26th 2012 | |
| D. AKB48 | KING RECORD CO., LTD./Defstar Records Inc./AKS Co., Ltd. |
| I. LADY GAGA | UNIVERSAL MUSIC LLC |
| 27th 2013 | |
| D. AKB48 | KING RECORD CO., LTD./avex group/Defstar Records Inc./AKS Co., Ltd. |
| I. Che'Nelle | EMI Music Japan Inc. |
| 28th 2014 | |
| D. AKB48 | KING RECORD CO., LTD./avex group/Defstar Records Inc./AKS Co., Ltd. |
| I. ONE DIRECTION | Sony Music Japan International Inc. |
| 29th 2015 | |
| D. ARASHI | J Storm Inc. |
| I. One Direction | Sony Music Labels Inc. |
| 30th 2016 | |
| D. ARASHI | J Storm Inc. |
| I. THE BEATLES | UNIVERSAL MUSIC LLC |

| 31st 2017 | |
|------------------|---------------------|
| D. ARASHI | J Storm Inc. |
| I. Ariana Grande | UNIVERSAL MUSIC LLC |
| 32nd 2018 | |
| D. Namie Amuro | Dimension Point |
| I. The Beatles | UNIVERSAL MUSIC LLC |
| 33rd 2019 | |
| D. Namie Amuro | Dimension Point |
| I. Queen | UNIVERSAL MUSIC LLC |
| 34th 2020 | |
| D. ARASHI | J Storm Inc. |
| I. Queen | UNIVERSAL MUSIC LLC |
| 35th 2021 | |
| D. ARASHI | J Storm Inc. |
| I. Queen | UNIVERSAL MUSIC LLC |

Related Data

Certified Million-award Titles in 2021

| Recorded Music | The dates indicate date of release. | Downloads | The dates indicate date of release. |
|---|--|---|---|
| Albums | | Single Tracks | |
| ▶ Million | | ▶ Million | |
|  <p>BTS, THE BEST BTS 2021/06/16 UNIVERSAL MUSIC LLC</p> |  <p>Snow Mania S1 Snow Man 2021/09/29 Avex Entertainment Inc.</p> |  <p>homura LiSA 2020/10/12 Sony Music Labels Inc.</p> |  <p>Hakujitsu King Gnu 2019/02/22 Sony Music Labels Inc.</p> |











Certification Standards Recorded Music (Albums, Singles, Music Videos), Downloads (Mastertones, Single Tracks, Albums) Common Standards

| Name | Gold | Platinum | Double Platinum | Triple Platinum | Million | 2 million |
|-----------|-----------------|-----------------|-----------------|-----------------|-------------------|-------------------|
| Standards | 100,000 or more | 250,000 or more | 500,000 or more | 750,000 or more | 1 million or more | 2 million or more |

Standards: Recorded Music (number of units), Downloads (number of downloads)

1. Award for Double Platinum and higher for Mastertones only
2. Mastertones is a registered trademark of Sony Music Entertainment (Japan) Inc.
3. Certification for each 1,000,000 after 3 million

Certified Diamond / Platinum-award Titles in 2021

| On-Demand Streams | | The dates indicate date of release. | | | |
|--|---|--|--|--|--|
| Single Tracks | | | | | |
| ▶ Diamond | | ▶ Platinum | | | |
|  <p>Into The Night YOASOBI 2019/12/15 Sony Music Entertainment (Japan) Inc.</p> |  <p>Stand By You OFFICIAL HIGE DANDISM 2018/10/01 PONY CANYON INC.</p> |  <p>Neko DISH// 2018/06/23 Sony Music Labels Inc.</p> |  <p>Neko -The First Take Version DISH// 2020/04/29 Sony Music Labels Inc.</p> |  <p>Dried Flower Yuuri 2020/10/25 Sony Music Labels Inc.</p> | |
|  <p>Harujion YOASOBI 2020/05/11 Sony Music Entertainment (Japan) Inc.</p> |  <p>Kanden Kenshi Yonezu 2020/08/05 Sony Music Labels Inc.</p> |  <p>Hikoutei King Gnu 2019/08/09 Sony Music Labels Inc.</p> |  <p>Walking with you Novelbright 2018/10/03 Emperor Mode</p> |  <p>Takaneno Hanakosan back number 2018/11/29 UNIVERSAL MUSIC LLC</p> | |

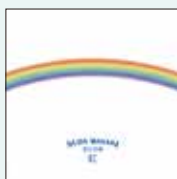
▶ Platinum



Stand by me, Stand by you.
HIRAIIDAI
2020/09/09
Avex Entertainment Inc.



Tenbyou no Uta
(feat. Sonoko Inoue)
Mrs. GREEN APPLE
2018/07/31
UNIVERSAL MUSIC LLC



Niji
Masaki Suda
2020/11/10
Sony Music Labels Inc.



©JYP ENTERTAINMENT
Feel Special
TWICE
2019/09/23
Warner Music Japan Inc.



Blue
YOASOBI
2020/09/01
Sony Music Entertainment (Japan) Inc.



bad guy
Billie Eilish
2019/03/29
UNIVERSAL MUSIC LLC



Usseewa
Ado
2020/10/23
UNIVERSAL MUSIC LLC



Kaikai Kitan
Eve
2020/10/03
TOY'S FACTORY INC.



Teenager Forever
King Gnu
2019/12/20
Sony Music Labels Inc.



WASURENA
Awesome City Club
2021/01/27
Avex Entertainment Inc.



Christmas Song
back number
2018/11/29
UNIVERSAL MUSIC LLC



Stay Gold
BTS
2020/06/19
UNIVERSAL MUSIC LLC




Bokunokoto
Mrs. GREEN APPLE
2018/12/26
UNIVERSAL MUSIC LLC



Haven't
YOASOBI
2020/07/20
Sony Music Entertainment (Japan) Inc.



Monster
YOASOBI
2021/01/06
Sony Music Entertainment (Japan) Inc.



©Flying Voice
I believe in you
Magic Carpet
Takaya Kawasaki
2018/11/08
Warner Music Japan Inc.



Happy End
back number
2018/11/29
UNIVERSAL MUSIC LLC



(P)&(C)BIGHIT MUSIC
Boy With Luv (feat. Halsey)
BTS
2019/04/12
UNIVERSAL MUSIC LLC



Paprika
Foorin
2018/08/13
Sony Music Labels Inc.



Tracing A Dream
YOASOBI
2020/01/18
Sony Music Entertainment (Japan) Inc.



Lemon
Kenshi Yonezu
2020/08/05
Sony Music Labels Inc.



Wataridori
[Alexandros]
2015/05/17
UNIVERSAL MUSIC LLC



Fukakoryoku
Vaundy
2020/01/22
SDR



(P)&(C)BIGHIT MUSIC
Butter
BTS
2021/05/21
UNIVERSAL MUSIC LLC



Encore
YOASOBI
2021/01/06
Sony Music Entertainment (Japan) Inc.



Kataomoi
Aimer
2016/09/21
Sony Music Labels Inc.



Evening Primrose
Novelbright
2020/12/11
UNIVERSAL MUSIC LLC



napori
Vaundy
2020/05/27
SDR



Yokaze
HENTAISHINSHI CLUB
2020/04/30
TOY'S FACTORY INC.



koibitogokko
macaroni empitsu
2020/02/07
TALTO / murffin discs

Related Data

▶ Platinum




Haruka
YOASOBI
2020/12/18
Sony Music Entertainment (Japan) Inc.



Odo
Ado
2021/04/27
UNIVERSAL MUSIC LLC



Laughter
OFFICIAL HIGE DANDISM
2020/07/10
PONY CANYON INC.



Cry Baby
OFFICIAL HIGE DANDISM
2021/05/07
PONY CANYON INC.



Kinmokusei
Orange Spiny Crab
2020/05/06
Warner Music Japan Inc.



My Boo
Shota Shimizu
2016/09/27
Sony Music Labels Inc.



(P)&(C)BIGHIT MUSIC
DNA
BTS
2017/09/18
UNIVERSAL MUSIC LLC



(P)&(C)BIGHIT MUSIC
Permission to Dance
BTS
2021/07/09
UNIVERSAL MUSIC LLC



Kirari
Fujii Kaze
2021/05/03
UNIVERSAL MUSIC LLC



Closer (feat. Halsey)
The Chainsmokers
2016/07/29
Sony Music Labels Inc.



CITRUS
Da-iCE
2020/10/26
Avex Entertainment Inc.



Step and a step
NiziU
2020/11/25
Sony Music Labels Inc.



Romanticism
Mrs. GREEN APPLE
2019/03/15
UNIVERSAL MUSIC LLC



Mela!
Ryokuushoku Shakai
2020/04/13
Sony Music Labels Inc.



Never Grow Up
CHANMINA
2019/07/19
Warner Music Japan Inc.



©JYP ENTERTAINMENT
I CAN'T STOP ME
TWICE
2020/10/26
Warner Music Japan Inc.



Suiheisen
back number
2021/08/13
UNIVERSAL MUSIC LLC



(P)&(C)UNIVERSAL MUSIC LLC
Lights
BTS
2019/07/03
UNIVERSAL MUSIC LLC



(P)&(C)UNIVERSAL MUSIC LLC
Film out
BTS
2021/04/02
UNIVERSAL MUSIC LLC



blueberry nights
macaroni empitsu
2019/02/13
TALTO / murffin discs



Peter Pan
Yuuri
2020/08/09
Sony Music Labels Inc.



Shutter
Yuuri
2021/07/07
Sony Music Labels Inc.



No Regret
wacci
2018/08/22
Sony Music Labels Inc.

Certification Standards On-Demand Streams (Single Tracks)

| Name | Silver | Gold | Platinum | Diamond |
|-----------|--------------------|--------------------|---------------------|---------------------|
| Standards | 30 million or more | 50 million or more | 100 million or more | 500 million or more |

Standards: Number of on-demand streams

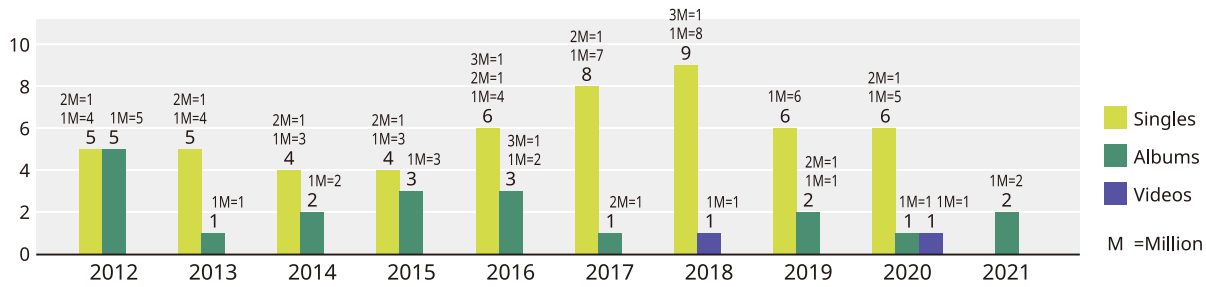
1. Volume is the cumulative number of on-demand streams calculated by RIAJ based on data provided by GfK Japan (GfK Insight Japan Co., Ltd.).
2. Music streaming services that count towards the total are: Amazon Music Unlimited, Apple Music, AWA, KKBOX, LINE MUSIC, Rakuten Music, Spotify, TOWER RECORDS MUSIC

The cumulative number of streams for the following services (now ended) are also included in the total.
d music, Google Play Music, HMVmusic powered by KKBOX, RecMusic

Number of Certified Titles

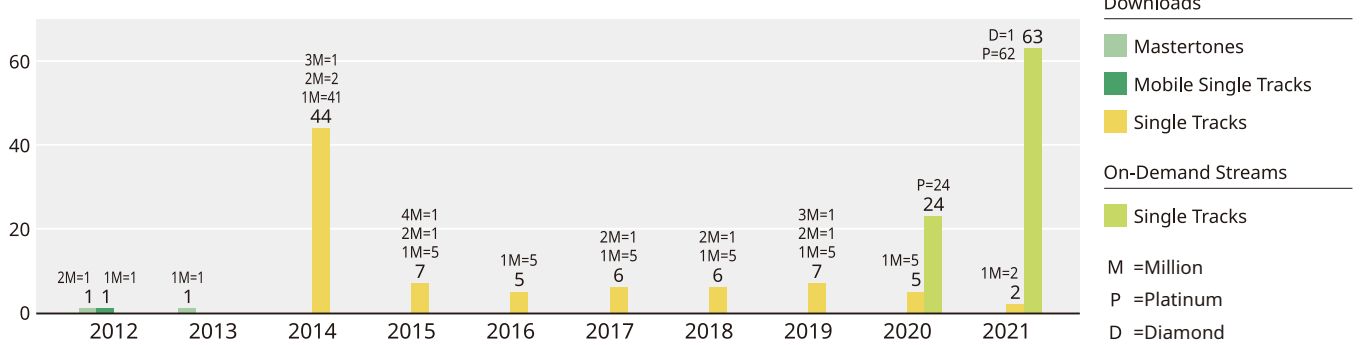
Recorded Music

Number of titles



Digital Music

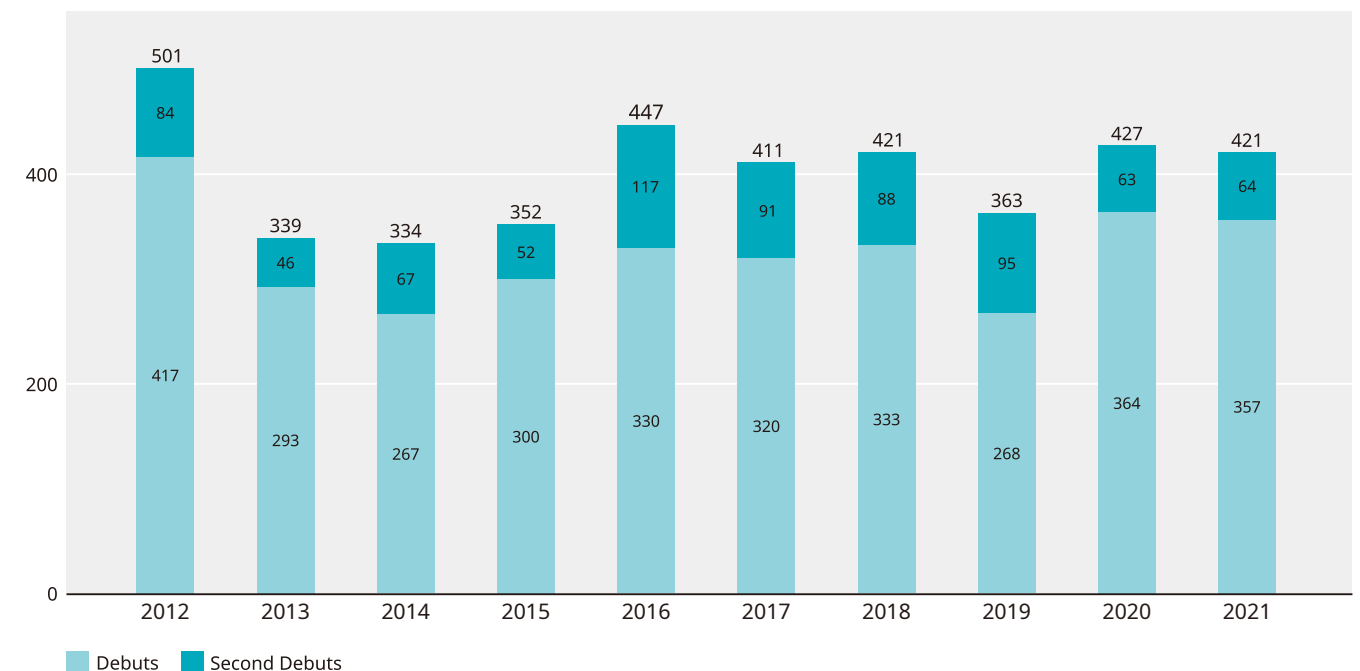
Number of titles



- N.B.**
1. Number of titles certified in the years indicated above (including those released prior to these years)
 2. Certification began for downloads from 2006, and for on-demand streams from 2020.
 3. Mastertones and Mobile Single Tracks are registered trademarks of Sony Music Entertainment (Japan) Inc.
 4. From January 2014, the Mobile Single Tracks and PC Downloads (Single Tracks) categories were integrated.

Number of Domestic Debut Artists

Artists

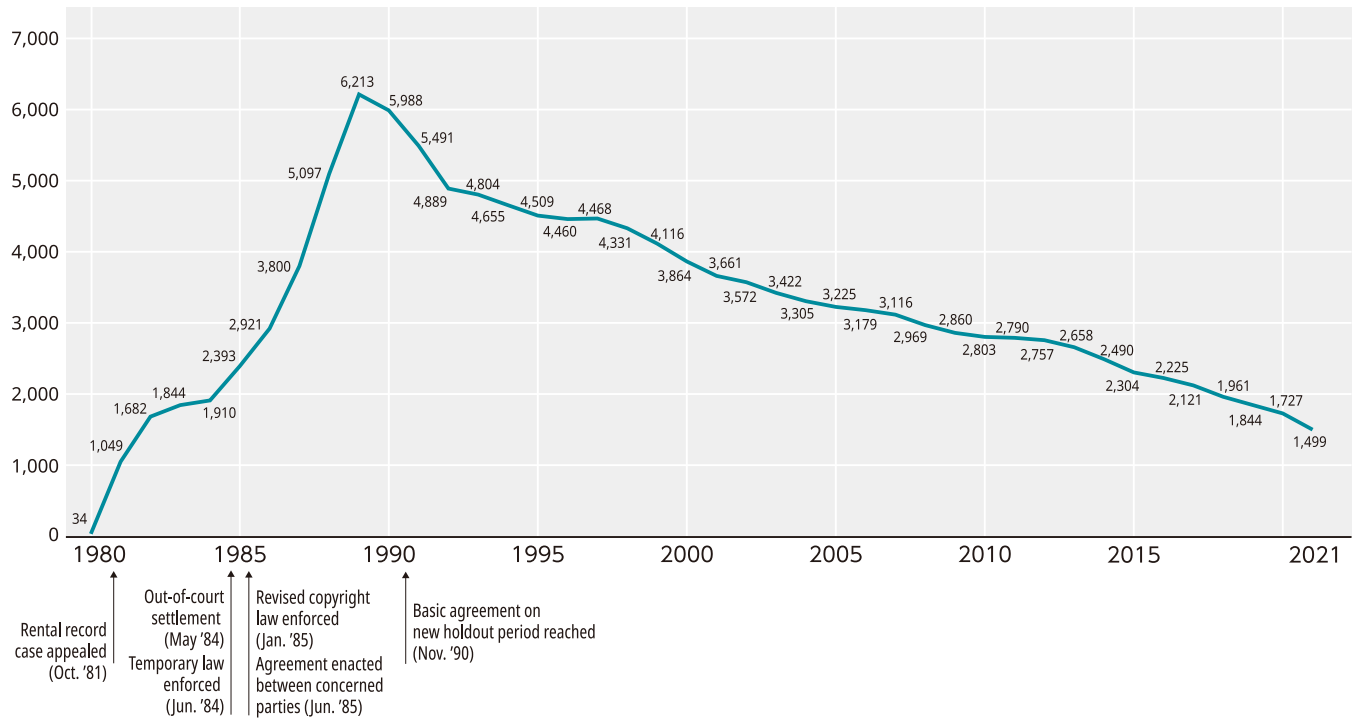


- N.B.** Group is counted as one artist.

Related Data

Number of Record Rental Shops

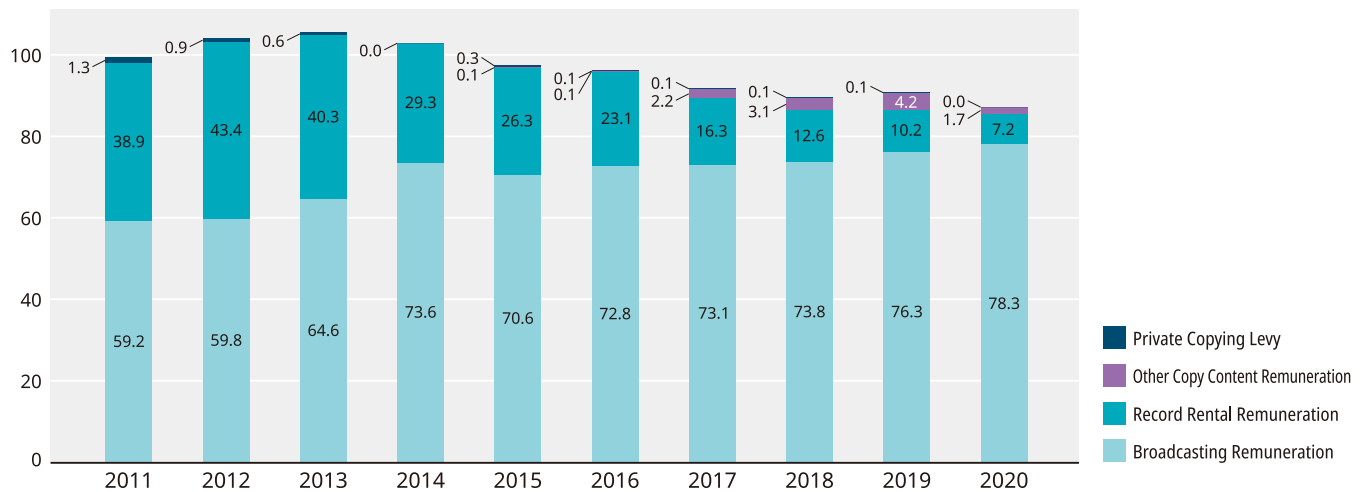
Shops



N.B. Number of shops is based on figures at each year-end.

Amount Collected for Sound Recordings and Others

Hundred millions of yen



(Hundred millions of yen)

| | 2011 | 2012 | 2013 | 2014 | 2015 | 2016 | 2017 | 2018 | 2019 | 2020 |
|---------------------------------|------|------|------|------|------|------|------|------|------|------|
| Broadcasting Remuneration | 59.2 | 59.8 | 64.6 | 73.6 | 70.6 | 72.8 | 73.1 | 73.8 | 76.3 | 78.3 |
| Record Rental Remuneration | 38.9 | 43.4 | 40.3 | 29.3 | 26.3 | 23.1 | 16.3 | 12.6 | 10.2 | 7.2 |
| Other Copy Content Remuneration | — | — | — | — | 0.1 | 0.1 | 2.2 | 3.1 | 4.2 | 1.7 |
| Private Copying Levy | 1.3 | 0.9 | 0.6 | 0.0 | 0.3 | 0.1 | 0.1 | 0.1 | 0.1 | 0.0 |

N.B. 1. The years shown above are fiscal years (April to March).

2. Broadcasting Remuneration includes royalties on copies for broadcasting use and licensing fees for making transmittable.

RIAJ Member Companies (in chronological order as of the date of joining RIAJ or Company foundation)

| Full Members

NIPPON COLUMBIA CO., LTD.
JVCKENWOOD Victor Entertainment Corp.
KING RECORD CO., LTD.
TEICHIKU ENTERTAINMENT, INC.
UNIVERSAL MUSIC LLC
NIPPON CROWN Co., Ltd.
Tokuma Japan Communications CO.,
Sony Music Labels Inc.
PONY CANYON INC.
Warner Music Japan Inc.
VAP, Inc.
Being, Inc.
Avex Entertainment Inc.
FOR LIFE MUSIC ENTERTAINMENT, INC.
YAMAHA MUSIC COMMUNICATIONS CO., LTD.
Dreamusic Inc.
YOSHIMOTO MUSIC CO., LTD.
Bandai Namco Music Live Inc.

| Associate Members

NBCUniversal Entertainment Japan LLC
PRYAD RECORDS INC.
Johnny's Entertainment Inc.
LD&K INC.
Konami Digital Entertainment Co., Ltd.
J Storm Inc.
VENUS RECORDS INC.
HATS UNLIMITED CO., LTD.
NAXOS JAPAN, Inc.
A-Sketch inc.
Village Again Association co., ltd.
SPACE SHOWER NETWORKS INC.
Warner Bros. Japan LLC
Rambling RECORDS Inc.
TOHO Co., LTD.
SDR Inc.
KISS Entertainment Inc.
croix Co.,Ltd.
P-VINE, Inc.
TOY'S FACTORY INC.
Gifted Co., Ltd

| Supporting Members

Aniplex Inc.
T-TOC RECORDS.
WARD RECORDS, INC.
FREE BOARD Co., Ltd.
HOLIDAY JAPAN Co., Ltd.
TV ASAHI MUSIC CO., LTD.
NPPDEVELOP Co., Ltd.
A-force Entertainment. Inc.
Kino Music co., ltd
Spro Entertainment Inc.
Johnny's Music Company Inc.
BE BEe NEXT Co., Ltd.
LDH JAPAN Inc.
MENT RECORDING Inc.
KING INTERNATIONAL INC.
Bellwood Records Co., Ltd.
Sony Music Entertainment (Japan), Inc.
Sony Music Solutions Inc.
AVEX DIGITAL INC.
FlyingDog, Inc.
Sony Music Artists Inc.
Columbia Marketing Co.,Ltd.
Avex Pictures Inc.
JIJI INC.

.....
Total Number of Member Companies:
63 as of April 1, 2022

Recording Industry Association of Japan

9F, Kyodo Tsushin Kaikan, 2-2-5 Toranomom,
Minato-ku, Tokyo 105-0001

Phone : +81-3-5575-1301
Fax : +81-3-5575-1313
URL : <https://www.riaj.or.jp/e/>

